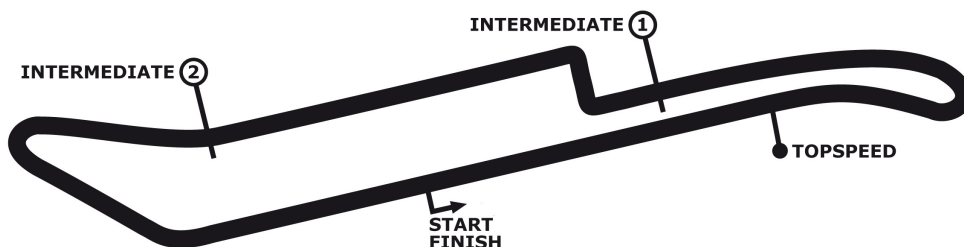


PORSCHE

CARRERA CUP DEUTSCHLAND

DTM Norisring

free practice



Norisring 2300 m

05. - 07.07.2019



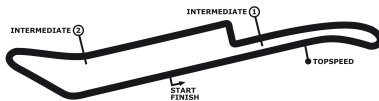
wige SOLUTIONS

DTM Norisring

Norisring, length 2300 m

05. - 07.07.2019

Porsche Carrera Cup Deutschland



PORSCHE

CARRERA CUP DEUTSCHLAND

Result free practice, 05.07.2019

DMSB-Reg.No.: 173/19

POS.	No.	CL.	Entrant / Licence Driver / Nation / Licence	Car	Laps	Besttime	Gap	km/h fastest
1	13		Overdrive Racing by Huber / BIF1176944 Larry ten Voorde / NLD / B29674	Porsche 911 GT3 Cup	55	51.635		160.356
2	20		Overdrive Racing by Huber / BIF1176944 Henric Skoog / SWE / B199606174010	Porsche 911 GT3 Cup	52	51.661	00.026	160.276
3	2		BWT Lechner Racing / BA054 Julien Andlauer / FRA / BICCB N° 256472	Porsche 911 GT3 Cup	58	51.818	00.183	159.790
4	8		FÖRCH Racing / S/040 Gustav Malja / SWE / A199511048770	Porsche 911 GT3 Cup	52	51.834	00.199	159.741
5	1		BWT Lechner Racing / BA054 Michael Ammermüller / DEU / IB1071088	Porsche 911 GT3 Cup	52	51.851	00.216	159.688
6	92		MSG/HRT Motorsport / BIF1149744 Luca Rettenbacher / AUT / CJA1478	Porsche 911 GT3 Cup	53	51.860	00.225	159.661
7	77	R	MSG/HRT Motorsport / BIF1149744 Leon Köhler / DEU / IC1164981	Porsche 911 GT3 Cup	50	51.915	00.280	159.491
8	37		Overdrive Racing by Huber / BIF1176944 Igor Waliiko / POL / B, C0022	Porsche 911 GT3 Cup	56	51.929	00.294	159.448
9	50		Black Falcon / BIF1112500 Tim Zimmermann / DEU / IC1123708	Porsche 911 GT3 Cup	53	51.970	00.335	159.323
10	93	R	Team Project 1 - JBR / BIF1102176 Jaxon Evans / AUS / C1143998	Porsche 911 GT3 Cup	47	51.974	00.339	159.310
11	27		Lechner Racing Team / BA258 Jean-Baptiste Simmenauer / FRA / C1143998	Porsche 911 GT3 Cup	49	52.018	00.383	159.176
12	22	R	Team Allied-Racing / BIF11607070 Nicolas Schöll / AUT / CJA2984	Porsche 911 GT3 Cup	50	52.023	00.388	159.160
13	5		Black Falcon / BIF1112500 David Kolkman / DEU / IB1139113	Porsche 911 GT3 Cup	49	52.028	00.393	159.145
14	94	R	Team Project 1 - JBR / BIF1102176 Jannes Fittje / DEU / IB1125755	Porsche 911 GT3 Cup	53	52.072	00.437	159.011
15	14		Car Collection Motorsport / BIF1120284 Toni Wolf / DEU / IC1123719	Porsche 911 GT3 Cup	52	52.088	00.453	158.962
16	87		Huber Racing / BIF1176944 Richard Wagner / DEU / IC1178514	Porsche 911 GT3 Cup	54	52.185	00.550	158.666
17	3		Lechner Racing Team / BA258 Dylan Pereira / LUX / CA1474	Porsche 911 GT3 Cup	35	52.187	00.552	158.660
18	15	R	Car Collection Motorsport / BIF1120284 Berkay Besler / TUR / C010104190092	Porsche 911 GT3 Cup	48	52.237	00.602	158.508
19	6	AM	Black Falcon Team Textar / BIF2500 Carlos Rivas / LUX / CA1343	Porsche 911 GT3 Cup	54	52.298	00.663	158.323
20	9		FÖRCH Racing / S/040 Jaap van Lagen / NLD / B13620	Porsche 911 GT3 Cup	48	52.298	00.663	158.323
21	23	R	Team Allied-Racing / BIF11607070 Louis Henkefend / DEU / IC1133286	Porsche 911 GT3 Cup	52	52.364	00.729	158.124
22	17		QA Systems by Kurt Ecke Motorsport / BIF119071 Lukas Ertl / DEU / IC1162592	Porsche 911 GT3 Cup	42	52.417	00.782	157.964
23	67	R	Team CARTECH Motorsport by Nigrin / BIF115190 Sebastian Daum / AUT / CJA2900	Porsche 911 GT3 Cup	54	52.521	00.886	157.651
24	33	AM	Huber Racing / BIF1176944 Stefan Rehkopf / DEU / IC1067433	Porsche 911 GT3 Cup	57	52.587	00.952	157.453
25	99	R	MSG/HRT Motorsport / BIF1149744 Alex Arkin Aka / DEU / IC1178467	Porsche 911 GT3 Cup	55	52.736	01.101	157.008
26	88	R	FÖRCH Racing / S/040 Reece Barr / IRL / B250834	Porsche 911 GT3 Cup	32	52.929	01.294	156.436

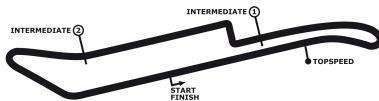


DTM Norisring

Norisring, length 2300 m

05. - 07.07.2019

Porsche Carrera Cup Deutschland



PORSCHE

CARRERA CUP DEUTSCHLAND

DMSB-Reg.No.: 173/19

Result free practice, 05.07.2019

POS.	No.	CL.	Entrant / Licence Driver / Nation / Licence	Car	Laps	Besttime	Gap	km/h fastest
27	44		MSG/HRT Motorsport / BIF1149744 Sandro Kaibach / DEU / IC1170860	Porsche 911 GT3 Cup	21	53.053	01.418	156.070
28	10	AM	Team CARTECH Motorsport by Nigrin / BIF115190 Matthias Jeserich / DEU / IC1105830	Porsche 911 GT3 Cup	56	53.158	01.523	155.762
29	7	AM	Huber Racing / BIF1176944 Georgi Donchev / BUL / CC-19004-INT	Porsche 911 GT3 Cup	53	53.208	01.573	155.616
30	66	AM	QA Systems by Kurt Ecke Motorsport / BIF119071 Andreas Sczepansky / DEU / IC1113392	Porsche 911 GT3 Cup	58	53.361	01.726	155.170

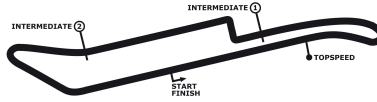
Subject to final scrutineering !

Issued:

Clerk of the Course:

Timekeeper:





Porsche Carrera Cup Deutschland

Lap by Lap free practice, 05.07.2019

DMSB-Reg.No.: 173/19

1 Michael Ammermüller , Porsche 911 GT3 Cup / DEU															
1	1:14.865	2	56.937	3	56.283	4	54.940	5	53.987	6	53.299	7	53.104	8	53.902
9	53.469	10	52.901	11	52.657	12	52.884	13	52.478	14	52.525	15	52.683	pit	1:06.510
17	5:20.143	18	54.766	19	53.305	20	53.701	21	52.443	22	52.412	23	52.216	24	52.398
25	52.223	26	53.470	27	52.395	28	52.021	29	52.446	pit	1:06.964	31	5:58.022	32	52.313
33	52.795	34	52.233	35	52.350	36	52.345	37	52.759	pit	1:06.816	39	4:53.921	40	57.290
41	55.045	42	53.343	43	52.934	44	53.009	45	52.149	46	51.860	47	55.237	48	53.993
49	51.890	50	51.851	51	56.168	pit	1:10.245								

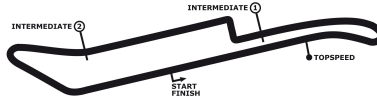
2 Julien Andlauer , Porsche 911 GT3 Cup / FRA															
1	1:12.084	2	56.877	3	55.722	4	54.200	5	53.992	6	53.058	7	53.716	8	53.531
9	52.999	10	52.872	11	52.796	12	52.634	13	52.490	14	52.640	pit	1:06.164	16	3:09.638
17	52.648	18	52.551	19	52.868	20	52.646	21	52.467	22	55.923	23	52.912	24	53.252
25	56.276	26	52.483	27	52.584	28	52.094	29	52.253	pit	1:05.169	31	3:25.051	32	53.955
33	53.313	34	52.760	35	52.902	36	52.497	37	52.740	38	53.054	39	52.720	40	52.571
41	52.460	42	52.117	pit	1:07.689	44	4:37.459	45	52.366	46	52.298	47	52.720	48	53.712
49	52.328	50	51.879	51	51.818	52	53.058	53	54.212	54	52.493	55	52.384	56	52.168
57	53.687	58	52.413												

3 Dylan Pereira , Porsche 911 GT3 Cup / LUX															
1	8:28.281	2	54.467	3	54.861	4	53.587	5	54.771	6	52.776	7	52.962	8	52.728
9	52.986	10	52.666	11	53.374	pit	1:07.132	13	3:42.160	14	56.254	15	52.392	16	52.375
17	54.443	18	53.501	19	52.563	20	52.543	21	52.187	22	53.521	pit	1:07.022	24	2:47.737
25	1:05.598	pit	1:07.613	27	5:44.269	pit	1:06.930	29	6:49.980	30	54.449	pit	1:09.132	32	5:48.006
33	54.072	34	56.557	35	52.946										

5 David Kolkmann , Porsche 911 GT3 Cup / DEU															
1	1:22.999	2	56.767	3	55.354	4	55.402	5	55.204	6	55.702	7	54.724	8	54.652
9	57.984	10	53.638	11	53.549	12	54.015	13	53.794	14	54.146	15	52.986	16	53.218
17	54.690	18	52.857	19	52.793	pit	1:06.689	21	4:20.536	22	52.798	23	52.575	24	54.027
25	52.622	26	53.184	27	52.621	28	52.362	pit	1:06.444	30	10:03.285	31	52.778	32	52.658
33	52.299	34	52.297	pit	1:06.736	36	3:08.027	37	1:00.966	38	53.376	39	52.601	40	52.534
41	52.440	42	52.252	43	55.439	44	52.131	45	54.274	46	1:06.191	47	52.028	48	52.686
49	53.503														

6 Carlos Rivas , Porsche 911 GT3 Cup Amateur-Wertung / LUX															
1	1:27.507	2	56.870	3	54.720	4	54.466	5	54.604	6	54.363	7	54.775	8	54.704
9	54.830	10	53.621	11	53.584	12	54.278	13	54.344	14	53.858	15	53.559	16	53.433
17	53.343	18	53.550	19	53.353	pit	1:08.540	21	5:30.710	22	57.570	23	53.676	24	53.405
25	52.916	26	53.108	27	53.383	28	53.079	29	52.797	30	52.702	31	52.642	pit	1:05.063
33	4:47.860	34	52.866	35	53.076	36	52.848	37	52.967	38	52.986	39	52.520	40	52.849
41	53.052	pit	1:05.450	43	3:30.853	44	57.495	45	54.515	46	52.797	47	52.773	48	52.298
49	53.701	50	52.638	51	52.310	52	53.015	53	53.671	pit	1:09.727				

7 Georgi Donchev , Porsche 911 GT3 Cup Amateur-Wertung / BUL															
1	1:48.338	2	1:01.175	3	58.428	4	57.592	5	56.552	6	55.820	7	56.280	8	55.777
9	56.703	10	57.865	11	55.496	12	54.652	13	55.132	14	55.737	pit	1:07.701	16	3:27.919
17	55.564	18	55.002	19	54.665	20	54.475	21	55.029	22	54.367	23	53.912	24	54.230
25	54.022	26	53.982	27	53.923	pit	1:05.680	29	5:49.154	30	57.204	31	56.499	32	55.085
33	54.523	34	55.718	35	54.372	36	53.873	37	54.129	38	54.101	39	53.517	40	53.674



Porsche Carrera Cup Deutschland

DMSB-Reg.No.: 173/19

Lap by Lap free practice, 05.07.2019

41	54.193	pit	1:06.843	43	4:08.829	44	56.870	45	55.229	46	54.340	47	53.653	48	53.208
49	53.293	50	53.509	51	53.439	52	54.403	53	53.331						

8 Gustav Malja , Porsche 911 GT3 Cup / SWE															
1	2:02.713	2	1:00.702	3	56.131	4	54.493	5	53.787	6	55.104	7	55.155	8	55.177
9	53.766	10	53.591	11	54.444	12	53.216	13	53.266	pit	1:07.598	15	3:11.220	16	52.940
17	52.948	18	52.523	19	53.024	20	52.706	21	53.398	22	53.082	23	52.807	24	52.462
25	52.371	pit	1:07.340	27	4:54.481	28	53.588	29	52.344	30	53.093	31	52.931	32	52.887
33	52.909	34	52.699	35	52.369	pit	1:06.781	37	4:04.168	38	56.245	39	1:00.338	40	53.439
41	53.215	42	52.563	43	52.998	44	52.408	45	58.085	46	52.160	47	52.895	48	52.062
49	52.055	50	51.834	51	52.511	pit	1:07.457								

9 Jaap van Lagen , Porsche 911 GT3 Cup / NLD															
1	1:19.018	2	56.249	3	55.300	4	55.764	5	54.602	6	54.341	7	53.760	8	54.075
9	53.253	10	53.563	11	55.784	12	1:16.007	13	53.370	14	53.880	15	53.074	16	55.068
17	53.272	pit	1:11.735	19	6:37.017	20	52.856	21	52.895	22	52.787	23	55.958	24	52.460
25	52.494	26	52.403	27	52.585	28	52.530	pit	1:06.387	30	7:53.293	31	55.493	32	53.788
33	53.989	34	52.979	35	53.088	36	54.099	37	53.098	38	52.932	pit	1:06.057	40	4:07.754
41	52.487	42	53.529	43	56.497	44	52.433	45	52.424	46	52.298	47	1:00.850	48	55.312

10 Matthias Jeserich , Porsche 911 GT3 Cup Amateur-Wertung / DEU															
1	1:50.545	2	1:01.492	3	58.934	4	56.844	5	56.333	pit	1:10.052	7	3:37.458	8	56.022
9	54.733	10	55.837	11	55.317	12	54.410	13	54.479	14	54.268	15	54.341	16	54.474
17	54.016	18	54.189	19	53.972	20	53.781	pit	1:09.432	22	4:40.582	23	54.556	24	53.869
25	53.906	26	53.258	27	53.368	28	53.747	29	53.657	30	53.706	31	54.258	32	55.689
33	53.801	34	53.674	35	53.329	36	53.915	37	53.825	38	53.646	39	53.442	40	54.192
41	53.747	42	54.360	43	53.978	44	53.158	45	53.327	46	53.357	47	53.190	pit	1:05.931
49	2:35.120	50	55.938	51	54.303	52	53.427	53	53.514	54	54.310	55	55.588	56	53.315

13 Larry ten Voorde , Porsche 911 GT3 Cup / NLD															
1	1:15.682	2	56.183	3	54.862	4	55.591	5	53.605	6	53.076	7	53.245	8	52.997
9	52.754	10	52.921	11	52.763	12	52.460	13	52.870	pit	1:06.013	15	4:13.837	16	52.816
17	52.396	18	52.336	19	52.432	20	52.176	21	54.603	22	52.632	23	52.618	24	52.236
25	52.261	26	52.291	27	52.794	pit	1:05.382	29	4:17.052	30	52.473	31	52.549	32	53.764
33	52.161	34	52.114	35	52.074	36	51.891	pit	1:05.542	38	5:14.441	39	1:02.255	40	56.276
41	52.077	42	52.456	43	51.876	44	51.974	45	54.747	46	51.757	47	51.734	48	1:00.506
49	51.750	50	51.635	51	51.695	52	51.834	53	53.460	54	54.021	55	51.594		

14 Toni Wolf , Porsche 911 GT3 Cup / DEU															
1	1:19.662	2	57.703	3	56.280	4	56.402	5	55.195	6	55.008	7	55.102	8	55.193
9	54.545	10	53.930	11	53.326	pit	1:08.984	13	9:13.024	14	53.476	15	53.123	16	53.114
17	52.948	18	52.862	19	53.041	20	53.529	21	52.683	22	54.639	23	52.699	24	52.746
25	53.069	26	52.307	27	52.956	28	52.831	29	1:04.485	pit	1:07.011	31	4:15.645	32	52.561
33	52.365	pit	1:07.493	35	2:13.041	36	58.551	37	53.832	38	52.954	39	52.607	40	52.722
41	52.555	42	52.624	43	52.399	44	54.857	45	52.138	46	55.271	47	52.088	48	52.118
49	52.171	50	52.139	51	55.280	52	52.429								

15 Berkay Besler , Porsche 911 GT3 Cup Rookie-Wertung / TUR															
1	1:24.876	2	56.432	3	55.648	4	54.795	5	54.579	6	54.823	7	54.204	8	53.898
9	53.444	10	53.300	11	53.743	12	54.181	13	53.466	14	53.402	15	54.559	pit	1:06.367

DTM Norisring

Norisring, length 2300 m

05. - 07.07.2019

Porsche Carrera Cup Deutschland



PORSCHE

CARRERA CUP DEUTSCHLAND

Lap by Lap free practice, 05.07.2019

DMSB-Reg.No.: 173/19

17	3:08.067	18	52.993	19	52.864	20	52.897	21	52.427	pit	1:06.717	23	4:24.169	24	54.000
25	52.968	26	52.656	27	52.967	28	57.627	29	52.666	30	52.553	31	52.815	pit	1:06.445
33	2:19.744	34	52.906	35	52.562	36	52.671	37	52.457	38	52.237	39	52.745	40	52.509
41	52.407	pit	1:05.128	43	3:36.681	44	52.627	45	52.433	46	52.322	47	52.437	pit	1:09.744

17 Lukas Ertl , Porsche 911 GT3 Cup / DEU

1	2:03.301	2	1:02.159	3	58.987	4	56.523	5	57.658	6	54.339	7	53.812	8	53.579
9	53.555	10	54.980	11	55.585	12	54.636	13	55.535	14	54.520	15	53.732	16	53.488
17	53.177	pit	1:07.907	19	5:45.455	20	53.282	21	52.842	22	52.670	23	52.928	24	52.763
25	52.723	pit	1:07.235	27	5:07.632	28	1:00.058	29	54.468	30	53.185	31	53.106	32	52.718
33	54.146	pit	1:08.079	35	9:36.771	36	53.510	37	52.748	38	52.889	39	52.551	40	53.683
41	52.417	pit	1:06.688												

20 Henric Skoog , Porsche 911 GT3 Cup / SWE

1	1:18.253	2	57.861	3	55.121	4	56.567	5	54.201	6	54.347	7	53.816	8	54.280
9	1:06.554	10	53.143	11	52.900	12	58.698	13	53.097	14	52.920	15	52.704	pit	1:08.025
17	4:03.658	18	52.409	19	53.036	20	52.526	21	54.390	22	52.262	23	52.222	24	51.944
pit	1:06.997	26	6:29.389	27	1:04.704	28	54.732	29	53.259	30	52.903	31	52.134	32	52.158
33	52.343	34	52.214	35	53.233	pit	1:09.917	37	3:54.873	38	53.286	39	52.123	40	54.069
41	52.149	42	54.123	43	53.101	44	52.060	45	51.976	46	52.970	47	51.925	48	52.039
49	51.661	50	52.266	51	55.595	pit	1:10.511								

22 Nicolas Schöll , Porsche 911 GT3 Cup Rookie-Wertung / AUT

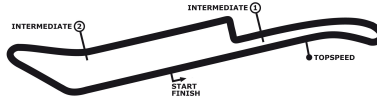
1	1:26.856	2	57.070	3	54.425	4	54.205	5	54.613	6	54.731	7	54.753	8	54.749
9	54.473	pit	1:07.536	11	4:33.319	12	55.487	13	53.527	14	53.441	15	53.665	16	53.848
17	53.305	18	53.527	19	52.878	20	54.679	21	53.171	22	52.788	23	53.162	24	53.217
25	55.491	26	52.778	27	52.926	pit	1:05.932	29	7:10.567	30	52.841	31	52.686	32	52.705
33	52.896	34	52.824	35	53.083	36	52.820	pit	1:05.965	38	3:25.628	39	56.030	40	55.339
41	52.405	42	52.473	43	52.150	44	52.328	45	52.653	46	52.278	47	52.089	48	52.023
49	52.498	pit	1:05.553												

23 Louis Henkefend , Porsche 911 GT3 Cup Rookie-Wertung / DEU

1	1:30.294	2	57.638	3	56.311	4	55.741	5	54.940	6	54.883	7	54.617	8	54.343
9	55.305	10	54.188	11	53.753	12	55.250	13	54.236	14	53.420	15	53.780	pit	1:08.295
17	3:33.527	18	53.379	19	53.559	20	54.840	21	54.148	22	53.883	23	53.426	24	53.992
25	54.682	26	53.140	27	52.901	pit	1:06.779	29	8:08.014	30	53.163	31	53.217	32	53.326
33	59.417	pit	1:08.983	35	3:30.286	36	54.573	37	53.543	38	53.048	39	54.093	40	53.281
41	52.943	42	52.896	43	52.565	44	52.400	45	52.418	46	52.371	47	52.364	48	54.109
49	52.915	50	52.479	51	55.012	52	52.611								

27 Jean-Baptiste Simmenauer , Porsche 911 GT3 Cup / FRA

1	7:56.905	2	58.889	3	56.442	4	56.478	5	55.128	6	54.126	7	53.449	8	53.379
9	53.553	10	53.811	11	53.882	pit	1:07.985	13	5:25.426	14	53.097	15	53.260	16	52.422
17	53.055	18	52.988	19	53.188	20	52.864	21	52.889	22	52.481	23	53.400	pit	1:07.683
25	3:16.542	26	53.026	27	52.824	28	53.005	29	52.504	30	54.739	31	52.670	32	52.387
33	52.403	34	52.175	35	52.598	pit	1:07.115	37	2:47.902	38	55.928	39	54.162	40	52.885
41	52.704	42	52.686	43	52.635	44	52.416	45	52.118	46	52.527	47	52.018	48	52.097
49	52.660														



33 Stefan Rehkopf , Porsche 911 GT3 Cup Amateur-Wertung / DEU															
1	1:42.761	2	59.103	3	56.549	4	56.139	5	55.778	6	54.947	7	54.703	8	55.302
9	54.165	10	54.394	pit	1:09.649	12	2:21.714	13	54.072	14	54.210	15	53.622	16	53.809
17	53.579	18	53.490	19	53.908	20	53.267	21	53.263	22	53.569	23	53.292	24	54.508
pit	1:08.776	26	4:54.585	27	1:00.266	28	56.052	29	55.124	30	55.171	31	54.269	32	53.801
33	53.535	34	53.584	35	53.452	pit	1:06.694	37	2:36.979	38	54.715	39	53.487	40	52.789
41	1:05.862	42	53.514	43	52.802	44	53.130	45	52.926	46	52.765	47	55.365	48	53.408
49	54.537	50	52.823	51	52.976	52	52.808	53	52.764	54	52.657	55	52.600	56	53.412
57	52.587														

37 Igor Walilko , Porsche 911 GT3 Cup / POL															
1	1:16.878	2	56.154	3	56.121	4	56.370	5	54.707	6	54.018	7	53.873	8	54.511
9	53.447	10	53.564	11	53.737	12	52.727	13	54.554	pit	1:06.737	15	3:19.506	16	52.960
17	52.606	18	52.762	19	53.777	20	52.327	21	52.446	22	52.861	23	55.589	24	52.639
25	52.395	pit	1:07.443	27	4:58.597	28	1:03.161	29	54.105	30	52.634	31	53.843	32	57.033
33	53.184	34	52.625	35	52.416	36	52.079	37	56.082	38	52.484	39	56.625	pit	1:06.243
41	3:42.664	42	53.371	43	54.136	44	53.184	45	52.838	46	53.126	47	56.256	48	52.276
49	53.743	50	51.945	51	53.993	52	52.798	53	51.929	54	53.762	55	53.275	56	1:03.888

44 Sandro Kaibach , Porsche 911 GT3 Cup / DEU															
1	1:43.946	2	58.845	3	56.837	4	56.418	5	55.333	6	54.771	7	54.644	8	55.573
9	54.929	10	54.282	11	54.349	12	54.297	pit	1:08.540	14	3:10.175	15	54.401	16	54.178
17	53.236	18	53.126	19	53.053	20	53.136	pit	2:22.060						

50 Tim Zimmermann , Porsche 911 GT3 Cup / DEU															
1	2:07.190	2	58.670	3	56.680	4	56.647	5	54.510	6	53.774	7	56.132	8	53.804
9	54.474	10	55.430	11	54.315	12	53.551	13	53.972	14	53.113	15	53.451	16	53.274
17	53.295	18	53.108	19	52.907	20	53.297	pit	1:07.739	22	3:37.968	23	52.903	24	52.748
25	52.718	26	52.720	27	52.840	28	52.498	29	52.680	pit	1:07.149	31	4:45.494	32	52.940
33	52.689	34	52.706	35	52.748	pit	1:07.071	37	2:52.252	38	53.636	39	53.393	40	53.686
41	53.294	42	52.632	43	52.829	44	52.667	45	52.279	46	52.647	47	52.162	48	52.076
49	52.085	50	51.970	pit	1:06.016	52	2:26.733	pit	1:15.233						

66 Andreas Sczepansky , Porsche 911 GT3 Cup Amateur-Wertung / DEU															
1	1:49.453	2	1:01.787	3	58.192	4	57.132	5	56.638	6	56.184	7	56.544	8	57.210
9	56.399	10	59.829	11	57.845	12	58.561	13	55.865	14	55.423	15	55.012	16	54.380
17	54.706	18	54.412	19	53.561	20	53.888	21	54.689	22	54.066	23	53.994	24	54.662
25	54.242	26	53.840	pit	1:09.304	28	4:07.079	29	54.623	30	53.672	31	54.603	32	53.879
33	53.705	34	53.714	pit	1:08.357	36	3:48.926	37	1:00.629	38	57.484	39	59.164	40	55.751
41	54.942	42	55.161	43	54.302	44	55.034	45	54.625	46	54.200	47	54.321	48	54.235
49	53.844	50	53.361	51	53.586	52	53.567	53	53.735	54	54.851	55	57.044	56	53.825
57	54.323	58	1:16.462												

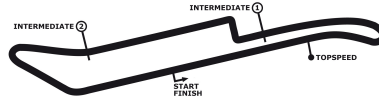
67 Sebastian Daum , Porsche 911 GT3 Cup Rookie-Wertung / AUT															
1	1:35.229	2	58.776	3	56.650	4	55.890	5	55.417	6	54.366	7	54.789	8	53.891
9	54.066	10	53.957	11	54.683	pit	1:08.452	13	4:04.916	14	53.721	15	53.426	16	53.733
17	54.534	18	53.118	19	53.123	20	53.273	21	54.329	22	53.244	23	52.935	24	53.461
25	53.239	pit	1:06.949	27	5:07.614	28	54.869	29	53.691	30	53.831	31	53.152	32	53.974
33	54.009	34	52.943	35	53.214	36	52.945	37	53.115	38	52.833	39	53.966	40	53.249
41	53.596	42	53.892	43	53.864	44	52.883	45	52.993	46	52.617	pit	1:06.579	48	3:04.343

DTM Norisring

Norisring, length 2300 m

05. - 07.07.2019

Porsche Carrera Cup Deutschland



PORSCHE

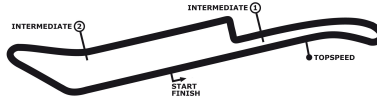
CARRERA CUP DEUTSCHLAND

DMSB-Reg.No.: 173/19

Lap Analysis free practice, 05.07.2019

1 Michael Ammermüller , Porsche 911 GT3 Cup / DEU									theoretical besttime: 51.767								
Lap	Time	S1	V1	S2	V2	S3	V3	Vmax	Lap	Time	S1	V1	S2	V2	S3	V3	Vmax
1	1:14.865		140	19.143	172	18.871	212		27	52.395	19.396	174	16.247	209	16.752	219	249
2	56.937	20.888	172	17.870	193	18.179	213	211	28	52.021	19.251	175	16.080	210	16.690	218	253
3	56.283	21.107	173	17.411	188	17.765	216	215	29	52.446	19.285	175	16.166	210	16.995	219	252
4	54.940	20.586	173	16.990	188	17.364	217	217	30	1:06.964	19.511	174	16.053	209			250
5	53.987	20.160	175	16.661	208	17.166	216	217	31	5:58.022	5:24.371	172	16.649	209	17.002	218	165
6	53.299	19.880	174	16.496	209	16.923	216	233	32	52.313	19.384	175	16.146	209	16.783	218	246
7	53.104	19.669	175	16.378	209	17.057	219	235	33	52.795	19.650	175	16.273	209	16.872	218	251
8	53.902	20.200	174	16.485	208	17.217	217	220	34	52.233	19.380	174	16.075	209	16.778	218	249
9	53.469	19.790	174	16.637	209	17.042	217	234	35	52.350	19.441	175	16.121	210	16.788	219	250
10	52.901	19.559	174	16.390	208	16.952	218	238	36	52.345	19.423	175	16.053	211	16.869	219	249
11	52.657	19.579	175	16.171	209	16.907	218	244	37	52.759	19.505	175	16.215	211	17.039	219	250
12	52.884	19.547	175	16.403	209	16.934	216	245	38	1:06.816	19.483	174	16.162	209			243
13	52.478	19.406	175	16.210	209	16.862	217	247	39	4:53.921	4:16.713	172	18.303	169	18.905	217	113
14	52.525	19.496	175	16.193	209	16.836	217	248	40	57.290	20.799	171	18.551	168	17.940	217	213
15	52.683	19.504	175	16.251	209	16.928	217	246	41	55.045	20.767	159	17.099	204	17.179	218	223
16	1:06.510	19.405	175	16.138	209			248	42	53.343	19.521	176	16.252	189	17.570	219	242
17	5:20.143	4:42.702	132	19.579	190	17.862	216	124	43	52.934	19.578	175	16.441	208	16.915	219	244
18	54.766	20.501	172	16.767	202	17.498	216	209	44	53.009	19.430	176	16.240	205	17.339	218	244
19	53.305	19.734	175	16.414	206	17.157	216	234	45	52.149	19.278	175	16.070	210	16.801	220	248
20	53.701	19.493	175	17.168	166	17.040	217	244	46	51.860	19.208	175	16.038	209	16.614	220	251
21	52.443	19.495	175	16.069	209	16.879	217	247	47	55.237	19.187	175	18.922	184	17.128	219	253
22	52.412	19.420	175	16.164	209	16.828	219	249	48	53.993	19.343	175	16.238	173	18.412	220	251
23	52.216	19.379	175	16.066	208	16.771	219	251	49	51.890	19.282	174	16.025	209	16.583	219	251
24	52.398	19.379	175	16.130	209	16.889	219	249	50	51.851	19.159	175	16.034	210	16.658	220	249
25	52.223	19.299	175	16.197	209	16.727	219	253	51	56.168	19.953	174	17.752	153	18.463	220	252
26	53.470	19.374	175	16.365	175	17.731	219	245	52	1:10.245	19.429	162	17.352	164			250

2 Julien Andlauer , Porsche 911 GT3 Cup / FRA									theoretical besttime: 51.746								
Lap	Time	S1	V1	S2	V2	S3	V3	Vmax	Lap	Time	S1	V1	S2	V2	S3	V3	Vmax
1	1:12.084		124	19.126	174	18.259	199		30	1:05.169	19.315	175	16.049	208			252
2	56.877	21.899	169	17.119	202	17.859	214	199	31	3:25.051	2:49.622	167	17.907	198	17.522	215	127
3	55.722	20.658	173	17.192	195	17.872	216	216	32	53.955	20.219	173	16.588	206	17.148	217	236
4	54.200	20.550	173	16.660	208	16.990	216	218	33	53.313	19.940	174	16.219	207	17.154	215	241
5	53.992	20.254	173	16.402	208	17.336	216	241	34	52.760	19.736	175	16.103	207	16.921	219	245
6	53.058	19.910	173	16.294	210	16.854	219	244	35	52.902	19.559	175	16.077	208	17.266	219	249
7	53.716	20.149	174	16.344	196	17.223	217	214	36	52.497	19.640	175	16.029	208	16.828	219	249
8	53.531	19.916	174	16.274	208	17.341	214	221	37	52.740	19.577	175	16.234	208	16.929	218	250
9	52.999	19.681	173	16.338	208	16.980	217	245	38	53.054	19.784	175	16.427	207	16.843	219	247
10	52.872	19.637	174	16.238	208	16.997	217	245	39	52.720	19.402	176	16.378	207	16.940	219	250
11	52.796	19.592	174	16.148	209	17.056	217	249	40	52.571	19.373	175	16.025	209	17.173	219	251
12	52.634	19.604	174	16.141	209	16.889	218	249	41	52.460	19.536	178	16.066	209	16.858	218	251
13	52.490	19.503	175	16.122	208	16.865	219	250	42	52.117	19.436	177	16.054	209	16.627	219	252
14	52.640	19.506	175	16.093	208	17.041	217	249	43	1:07.689	19.489	176	16.920	176			253
15	1:06.164	19.450	174	16.201	209			250	44	4:37.459	4:04.008	174	16.386	209	17.065	218	156
16	3:09.638	2:35.965	174	16.357	207	17.316	217	165	45	52.366	19.570	176	16.029	209	16.767	219	250
17	52.648	19.718	173	16.092	209	16.838	217	247	46	52.298	19.487	175	16.027	209	16.784	219	249
18	52.551	19.517	174	16.067	209	16.967	219	251	47	52.720	19.330	175	16.075	209	17.315	201	246
19	52.868	19.710	175	16.064	209	17.094	219	249	48	53.712	20.190	176	16.392	193	17.130	220	235
20	52.646	19.716	176	16.026	209	16.904	219	241	49	52.328	19.491	177	15.984	210	16.853	220	253
21	52.467	19.484	175	16.032	209	16.951	219	251	50	51.879	19.259	177	15.978	209	16.642	221	254
22	55.923	20.002	175	17.824	170	18.097	219	246	51	51.818	19.188	176	16.008	209	16.622	221	254
23	52.912	19.562	174	16.098	204	17.252	219	250	52	53.058	19.394	176	16.089	198	17.575	220	254
24	53.252	19.609	176	16.141	208	17.502	219	249	53	54.212	19.463	177	17.092	168	17.657	221	250
25	56.276	20.301	175	18.143	175	17.832	219	232	54	52.493	19.316	175	15.996	210	17.181	221	255
26	52.483	19.442	175	15.944	208	17.097	218	252	55	52.384	19.501	175	15.981	209	16.902	219	251
27	52.584	19.516	176	16.167	204	16.901	219	250	56	52.168	19.355	177	15.936	211	16.877	220	251
28	52.094	19.357	175	16.021	209	16.716	219	251	57	53.687	19.440	176	16.036	201	18.211	223	251
29	52.253	19.418	176	16.123	208	16.712	219	250	58	52.413	19.239	177	16.026	205	17.148	212	250



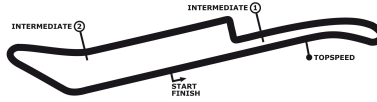
Porsche Carrera Cup Deutschland

Lap Analysis free practice, 05.07.2019

DMSB-Reg.No.: 173/19

3 Dylan Pereira , Porsche 911 GT3 Cup / LUX									theoretical besttime: 52.076								
Lap	Time	S1	V1	S2	V2	S3	V3	Vmax	Lap	Time	S1	V1	S2	V2	S3	V3	Vmax
1	8:28.281		160	18.789	185	18.733	202		19	52.563	19.471	174	16.053	210	17.039	220	251
2	54.467	20.300	174	16.907	206	17.260	217	226	20	52.543	19.452	175	16.167	211	16.924	219	253
3	54.861	20.320	120	17.358	208	17.183	218	239	21	52.187	19.251	177	16.164	209	16.772	220	255
4	53.587	19.925	173	16.527	209	17.135	218	241	22	53.521	19.649	175	16.734	196	17.138	219	250
5	54.771	20.919	174	16.647	208	17.205	218	250	23	1:07.022	19.518	174	16.262	209			252
6	52.776	19.568	174	16.228	210	16.980	218	248	24	2:47.737	2:14.316	175	16.347	209	17.074	195	168
7	52.962	19.493	176	16.323	209	17.146	218	247	25	1:05.598	27.752	86	20.194	180	17.652	217	174
8	52.728	19.412	175	16.209	208	17.107	218	251	26	1:07.613	19.499	174	16.232	209			247
9	52.986	19.723	174	16.272	210	16.991	219	247	27	5:44.269	5:10.052	170	16.917	198	17.300	216	167
10	52.666	19.251	175	16.257	208	17.158	218	248	28	1:06.930	19.554	174	16.278	208			246
11	53.374	19.760	176	16.318	209	17.296	219	253	29	6:49.980	6:12.909	169	18.936	141	18.135	216	93
12	1:07.132	19.502	178	16.125	210			254	30	54.449	20.058	175	17.172	184	17.219	218	237
13	3:42.160	3:08.656	174	16.605	209	16.899	219	135	31	1:09.132	19.752	175	16.304	209			247
14	56.254	19.472	174	18.314	140	18.468	218	250	32	5:48.006	5:14.045	173	16.759	207	17.202	216	166
15	52.392	19.374	176	16.134	209	16.884	218	251	33	54.072	19.678	172	16.531	206	17.863	204	247
16	52.375	19.291	174	16.123	209	16.961	219	254	34	56.557	21.212	161	16.873	204	18.472	216	232
17	54.443	19.346	175	16.460	162	18.637	219	254	35	52.946	19.495	175	16.258	208	17.193	213	251
18	53.501	20.188	176	16.362	209	16.951	219	254									

5 David Kolkmann , Porsche 911 GT3 Cup / DEU									theoretical besttime: 51.959								
Lap	Time	S1	V1	S2	V2	S3	V3	Vmax	Lap	Time	S1	V1	S2	V2	S3	V3	Vmax
1	1:22.999		138	19.028	169	18.589	208		26	53.184	19.749	174	16.380	211	17.055	217	246
2	56.767	21.727	171	17.352	194	17.688	213	184	27	52.621	19.562	173	16.260	209	16.799	218	239
3	55.354	20.723	171	17.011	205	17.620	215	210	28	52.362	19.374	175	16.182	209	16.806	218	250
4	55.402	20.681	172	17.136	198	17.585	216	211	29	1:06.444	19.525	174	16.186	209			246
5	55.204	20.970	173	16.844	206	17.390	217	205	30	10:03.285	9:29.842	173	16.514	208	16.929	216	129
6	55.702	20.825	173	16.816	206	18.061	219	213	31	52.778	19.621	174	16.230	208	16.927	217	245
7	54.724	20.696	174	16.605	207	17.423	217	202	32	52.658	19.574	173	16.267	209	16.817	217	245
8	54.652	20.516	175	16.706	207	17.430	218	217	33	52.299	19.398	174	16.184	209	16.717	218	247
9	57.984	21.273	174	17.987	154	18.724	218	210	34	52.297	19.399	174	16.137	210	16.761	217	251
10	53.638	19.995	174	16.523	209	17.120	216	224	35	1:06.736	19.430	173	16.735	206			247
11	53.549	19.960	173	16.505	209	17.084	217	229	36	3:08.027	2:27.011	78	22.890	182	18.126	204	152
12	54.015	19.919	172	16.692	209	17.404	218	231	37	1:00.966	23.976	154	18.651	134	18.339	217	161
13	53.794	19.982	173	16.710	209	17.102	218	230	38	53.376	19.763	173	16.541	208	17.072	217	241
14	54.146	20.054	174	16.599	200	17.493	217	226	39	52.601	19.561	174	16.239	209	16.801	218	248
15	52.986	19.651	174	16.321	209	17.014	218	237	40	52.534	19.400	175	16.193	210	16.941	218	251
16	53.218	19.581	174	16.465	208	17.172	218	241	41	52.440	19.473	174	16.199	210	16.768	218	249
17	54.690	19.887	174	16.555	175	18.248	217	225	42	52.252	19.315	175	16.115	211	16.822	219	252
18	52.857	19.670	174	16.227	209	16.960	218	238	43	55.439	21.152	160	17.172	204	17.115	219	218
19	52.793	19.549	174	16.267	209	16.977	218	242	44	52.131	19.172	175	16.266	210	16.693	217	254
20	1:06.689	19.536	174	16.317	209			240	45	54.274	19.823	176	16.295	188	18.156	219	232
21	4:20.536	3:46.130	173	16.799	208	17.607	217	150	46	1:06.191	32.805	177	16.598	209	16.788	219	254
22	52.798	19.498	174	16.286	209	17.014	219	240	47	52.028	19.241	174	16.103	211	16.684	219	253
23	52.575	19.406	173	16.275	208	16.894	219	247	48	52.686	19.346	174	16.129	210	17.211	217	251
24	54.027	19.524	174	16.975	171	17.528	218	245	49	53.503	19.374	174	16.287	198	17.842	219	252
25	52.622	19.422	174	16.276	209	16.924	219	248									



Lap Analysis free practice, 05.07.2019

6 Carlos Rivas , Porsche 911 GT3 Cup Amateur-Wertung / LUX									theoretical besttime: 52.204								
Lap	Time	S1	V1	S2	V2	S3	V3	Vmax	Lap	Time	S1	V1	S2	V2	S3	V3	Vmax
1	1:27.507		140	19.064	153	19.011	214		28	53.079	19.612	173	16.368	209	17.099	218	249
2	56.870	21.447	171	17.465	182	17.958	212	200	29	52.797	19.540	174	16.264	209	16.993	215	246
3	54.720	20.692	172	16.864	203	17.164	214	208	30	52.702	19.473	175	16.281	209	16.948	217	248
4	54.466	20.566	172	16.734	208	17.166	214	212	31	52.642	19.519	174	16.298	209	16.825	217	249
5	54.604	20.536	173	16.673	199	17.395	216	217	32	1:05.063	19.330	175	16.353	209			250
6	54.363	20.335	173	16.657	202	17.371	218	215	33	4:47.860	4:14.073	172	16.628	207	17.159	217	165
7	54.775	20.804	172	16.751	207	17.220	216	207	34	52.866	19.623	174	16.350	208	16.893	217	240
8	54.704	20.476	173	16.708	199	17.520	218	209	35	53.076	19.545	173	16.476	209	17.055	216	248
9	54.830	20.530	175	16.878	201	17.422	214	219	36	52.848	19.546	175	16.293	209	17.009	217	249
10	53.621	19.962	173	16.510	206	17.149	216	232	37	52.967	19.607	175	16.302	204	17.058	217	246
11	53.584	19.761	173	16.706	206	17.117	217	233	38	52.986	19.773	174	16.315	209	16.898	217	242
12	54.278	19.872	173	16.851	204	17.555	219	225	39	52.520	19.443	175	16.220	209	16.857	218	249
13	54.344	20.134	173	16.748	195	17.462	218	217	40	52.849	19.648	174	16.338	208	16.863	218	245
14	53.858	19.970	173	16.574	201	17.314	216	229	41	53.052	19.408	171	16.670	208	16.974	217	251
15	53.559	19.756	174	16.489	199	17.314	218	233	42	1:05.450	19.377	174	16.309	209			250
16	53.433	19.635	174	16.517	200	17.281	216	239	43	3:30.853	2:46.872	133	24.758	74	19.223	215	87
17	53.343	19.885	174	16.423	207	17.035	219	239	44	57.495	22.459	166	16.945	208	18.091	204	222
18	53.550	19.992	174	16.331	203	17.227	217	226	45	54.515	20.100	175	17.160	206	17.255	218	239
19	53.533	19.741	174	16.414	208	17.198	216	236	46	52.797	19.526	176	16.286	208	16.985	219	250
20	1:08.540	19.745	173	16.410	209			245	47	52.773	19.416	174	16.205	208	17.152	219	251
21	5:30.710	4:52.080	140	20.494	159	18.136	195	133	48	52.298	19.246	174	16.196	209	16.856	219	251
22	57.570	22.691	173	17.555	180	17.324	217	196	49	53.701	19.515	174	16.585	206	17.601	219	253
23	53.676	20.023	174	16.571	208	17.082	215	235	50	52.638	19.371	175	16.313	210	16.954	219	254
24	53.405	19.779	174	16.560	208	17.066	217	244	51	52.310	19.301	175	16.236	210	16.773	219	252
25	52.916	19.601	173	16.276	207	17.039	216	241	52	53.015	19.444	175	16.235	205	17.336	219	253
26	53.108	19.662	175	16.384	209	17.062	218	244	53	53.671	19.402	175	16.185	209	18.084	221	250
27	53.383	19.685	171	16.720	209	16.978	219	240	54	1:09.727	21.031	174	16.539	188			177

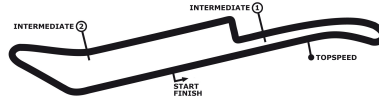
7 Georgi Donchev , Porsche 911 GT3 Cup Amateur-Wertung / BUL									theoretical besttime: 52.973								
Lap	Time	S1	V1	S2	V2	S3	V3	Vmax	Lap	Time	S1	V1	S2	V2	S3	V3	Vmax
1	1:48.338		115	22.319	152	21.179	177		28	1:05.680	19.981	173	16.686	197			228
2	1:01.175	23.684	157	18.762	180	18.729	207	182	29	5:49.154	5:08.011	127	21.161	158	19.982	199	100
3	58.428	21.783	168	17.973	180	18.672	213	205	30	57.204	21.889	171	17.687	200	17.628	213	185
4	57.592	21.909	170	17.763	196	17.920	211	179	31	56.499	20.652	172	17.257	186	18.590	214	222
5	56.552	21.335	170	17.621	203	17.596	213	201	32	55.085	20.546	173	17.177	203	17.362	214	232
6	55.820	20.877	171	17.158	201	17.785	212	210	33	54.523	20.092	173	16.782	208	17.649	216	239
7	56.280	20.588	172	17.295	170	18.397	215	221	34	55.718	20.627	158	17.627	202	17.464	214	229
8	55.777	21.075	173	17.138	199	17.564	215	217	35	54.372	20.355	174	16.688	206	17.329	214	230
9	56.703	21.145	171	17.082	201	18.476	208	219	36	53.873	19.982	174	16.667	208	17.224	213	245
10	57.865	21.948	172	17.631	172	18.286	214	201	37	54.129	20.065	174	16.699	207	17.365	216	243
11	55.496	20.540	172	17.104	199	17.852	216	223	38	54.101	19.901	173	16.811	206	17.389	214	245
12	54.652	20.179	173	17.132	206	17.341	213	232	39	53.517	19.719	174	16.687	208	17.111	215	247
13	55.132	19.973	172	16.960	204	18.199	215	242	40	53.674	19.915	174	16.576	207	17.183	214	243
14	55.737	20.951	173	17.000	200	17.786	215	209	41	54.193	20.181	172	16.627	206	17.385	217	244
15	1:07.701	21.127	172	16.896	203			198	42	1:06.843	19.883	174	16.837	204			246
16	3:27.919	2:52.985	171	17.433	205	17.501	213	169	43	4:08.829	3:26.746	133	20.387	154	21.696	152	140
17	55.564	20.346	172	16.953	204	18.265	212	229	44	56.870	22.151	173	17.181	201	17.538	219	215
18	55.002	20.573	173	17.006	203	17.423	216	224	45	55.229	20.402	171	16.887	201	17.940	217	241
19	54.665	20.485	171	16.951	206	17.229	213	236	46	54.340	20.579	174	16.625	208	17.136	215	230
20	54.475	20.190	173	16.839	206	17.446	215	239	47	53.653	19.760	174	16.567	207	17.326	216	247
21	55.029	20.372	173	17.026	198	17.631	214	226	48	53.208	19.577	174	16.439	207	17.192	216	250
22	54.367	20.247	173	16.834	206	17.286	215	241	49	53.293	19.765	174	16.571	208	16.957	218	250
23	53.912	19.979	174	16.814	206	17.119	215	240	50	53.509	19.672	173	16.589	207	17.248	218	251
24	54.230	19.964	173	16.878	204	17.388	215	243	51	53.439	19.801	173	16.498	208	17.140	216	246
25	54.022	19.814	174	16.741	204	17.467	216	246	52	54.403	19.714	174	16.661	192	18.028	218	247
26	53.982	20.023	174	16.660	197	17.299	215	240	53	53.331	19.590	174	16.501	207	17.240	214	250
27	53.923	19.826	173	16.738	194	17.359	215	247									

DTM Norisring

Norisring, length 2300 m

05. - 07.07.2019

Porsche Carrera Cup Deutschland



PORSCHE

CARRERA CUP DEUTSCHLAND

DMSB-Reg.No.: 173/19

Lap Analysis free practice, 05.07.2019

8 Gustav Malja , Porsche 911 GT3 Cup / SWE									theoretical besttime: 51.724								
Lap	Time	S1	V1	S2	V2	S3	V3	Vmax	Lap	Time	S1	V1	S2	V2	S3	V3	Vmax
1	2:02.713		153	19.834	167	19.734	198		27	4:54.481	4:21.213	173	16.413	209	16.855	216	160
2	1:00.702	23.935	159	18.669	176	18.098	214	176	28	53.588	19.969	173	16.287	208	17.332	217	238
3	56.131	21.119	172	17.607	190	17.405	217	195	29	52.344	19.413	174	16.220	208	16.711	217	245
4	54.493	20.462	171	16.793	208	17.238	216	225	30	53.093	19.416	174	16.189	208	17.488	217	245
5	53.787	20.030	174	16.624	209	17.133	217	230	31	52.931	19.438	174	16.369	209	17.124	219	247
6	55.104	20.358	174	17.327	182	17.419	217	215	32	52.887	19.481	174	16.460	208	16.946	218	250
7	55.155	21.134	175	16.751	209	17.270	218	216	33	52.909	19.509	176	16.271	209	17.129	218	250
8	55.177	20.609	173	17.205	201	17.363	215	227	34	52.699	19.445	175	16.229	210	17.025	218	247
9	53.766	20.031	173	16.567	209	17.168	218	229	35	52.369	19.404	174	16.168	210	16.797	219	249
10	53.591	19.878	173	16.533	209	17.180	218	236	36	1:06.781	19.418	174	16.087	211			250
11	54.444	19.865	174	16.628	171	17.951	217	233	37	4:04.168	3:27.498	140	18.600	181	18.070	216	138
12	53.216	19.728	174	16.380	209	17.108	218	238	38	56.245	21.366	164	17.391	201	17.488	212	207
13	53.266	19.828	173	16.367	209	17.071	218	236	39	1:00.338	22.081	146	20.219	171	18.038	218	235
14	1:07.598	19.724	174	16.419	210			241	40	53.439	19.722	175	16.534	210	17.183	219	232
15	3:11.220	2:37.219	174	16.662	205	17.339	217	161	41	53.215	19.485	174	16.642	201	17.088	219	249
16	52.940	19.658	174	16.280	209	17.002	217	236	42	52.563	19.535	175	16.160	210	16.868	218	232
17	52.948	19.775	174	16.294	209	16.879	219	238	43	52.998	19.465	175	16.111	211	17.422	219	247
18	52.523	19.485	174	16.198	209	16.840	216	244	44	52.408	19.417	175	16.102	211	16.889	219	245
19	53.024	19.533	174	16.386	209	17.105	218	248	45	58.085	19.691	162	20.057	125	18.337	219	248
20	52.706	19.569	173	16.275	209	16.862	217	247	46	52.160	19.316	175	16.152	210	16.692	219	248
21	53.398	19.387	174	16.626	196	17.385	219	251	47	52.895	19.523	172	16.104	211	17.268	219	248
22	53.082	19.713	174	16.250	209	17.119	218	241	48	52.062	19.158	175	16.166	210	16.738	219	253
23	52.807	19.655	175	16.237	211	16.915	217	241	49	52.055	19.126	175	16.079	210	16.850	218	254
24	52.462	19.387	174	16.229	210	16.846	218	247	50	51.834	19.189	173	16.048	209	16.597	220	250
25	52.371	19.438	173	16.081	209	16.852	217	250	51	52.511	19.079	175	16.062	210	17.370	219	251
26	1:07.340	19.433	174	16.911	205			246	52	1:07.457	19.606	174	16.953	204			236

9 Jaap van Lagen , Porsche 911 GT3 Cup / NLD									theoretical besttime: 52.195								
Lap	Time	S1	V1	S2	V2	S3	V3	Vmax	Lap	Time	S1	V1	S2	V2	S3	V3	Vmax
1	1:19.018		161	18.267	173	18.188	215		25	52.494	19.572	175	16.062	208	16.860	218	250
2	56.249	21.578	174	16.996	200	17.675	217	199	26	52.403	19.574	174	16.046	208	16.783	218	247
3	55.300	20.692	173	16.659	201	17.949	213	212	27	52.585	19.441	174	16.084	209	17.060	218	250
4	55.764	21.163	174	17.134	203	17.467	217	198	28	52.530	19.508	173	16.102	209	16.920	215	249
5	54.602	20.400	174	16.520	206	17.682	213	218	29	1:06.387	19.614	173	16.066	209			249
6	54.341	20.507	172	16.488	209	17.346	218	227	30	7:53.293	7:14.119	124	19.295	179	19.879	217	116
7	53.760	20.176	174	16.389	210	17.195	218	228	31	55.493	19.857	174	17.994	182	17.642	215	243
8	54.075	20.025	175	16.555	204	17.495	218	238	32	53.788	20.128	174	16.314	209	17.346	216	218
9	53.253	19.830	174	16.242	209	17.181	218	240	33	53.989	20.230	176	16.445	209	17.314	217	233
10	53.563	20.014	174	16.260	209	17.289	218	240	34	52.979	19.530	174	16.209	209	17.240	218	248
11	55.784	19.976	174	17.447	167	18.361	218	239	35	53.088	19.612	175	16.128	208	17.348	217	249
12	1:16.007	19.847	173	37.967	180	18.193	217	242	36	54.099	20.115	148	16.902	209	17.082	219	249
13	53.370	19.928	175	16.318	208	17.124	217	244	37	53.098	19.667	176	16.208	209	17.223	216	250
14	53.880	19.841	174	16.490	204	17.549	217	247	38	52.932	19.609	173	16.246	209	17.077	218	249
15	53.074	19.718	174	16.245	209	17.111	217	249	39	1:06.057	19.705	174	16.141	209			247
16	55.068	20.376	177	16.731	168	17.961	216	249	40	4:07.754	3:34.346	174	16.361	210	17.047	218	168
17	53.272	19.788	173	16.304	208	17.180	217	245	41	52.487	19.493	174	16.118	209	16.876	219	247
18	1:11.735	22.099	177	17.518	174			250	42	53.529	19.774	175	16.075	209	17.680	210	250
19	6:37.017	6:02.429	173	16.943	189	17.645	216	155	43	56.497	20.575	170	17.577	192	18.345	219	212
20	52.856	19.488	175	16.147	208	17.221	217	248	44	52.433	19.658	176	16.024	209	16.751	217	250
21	52.895	19.678	174	16.096	209	17.121	217	245	45	52.424	19.513	174	16.085	209	16.826	219	250
22	52.787	19.475	173	16.293	207	17.019	217	249	46	52.298	19.496	174	16.019	211	16.783	219	249
23	55.958	22.379	179	16.464	209	17.115	217	251	47	1:00.850	19.519	174	16.003	209	25.328	204	249
24	52.460	19.486	174	16.117	208	16.857	217	249	48	55.312	20.528	174	16.624	206	18.160	219	203

DTM Norisring

Norisring, length 2300 m

05. - 07.07.2019

Porsche Carrera Cup Deutschland



PORSCHE

CARRERA CUP DEUTSCHLAND

DMSB-Reg.No.: 173/19

Lap Analysis free practice, 05.07.2019

10 Matthias Jeserich , Porsche 911 GT3 Cup Amateur-Wertung / DEU theoretical besttime: 52.749

Lap	Time	S1	V1	S2	V2	S3	V3	Vmax	Lap	Time	S1	V1	S2	V2	S3	V3	Vmax
1	1:50.545		137	20.082	145	20.484	165		29	53.657	20.029	172	16.384	208	17.244	216	241
2	1:01.492	23.438	144	19.170	162	18.884	201	178	30	53.706	20.028	173	16.539	207	17.139	215	241
3	58.934	22.204	168	17.753	162	18.977	208	184	31	54.258	19.736	174	16.767	198	17.755	186	245
4	56.844	21.209	168	17.378	177	18.257	210	200	32	55.689	21.412	174	16.873	192	17.404	217	216
5	56.333	21.326	169	17.056	184	17.951	212	197	33	53.801	19.853	173	16.685	205	17.263	217	242
6	1:10.052	20.821	168	17.216	172			211	34	53.674	20.055	172	16.551	208	17.068	215	241
7	3:37.458	3:02.659	170	17.027	191	17.772	213	112	35	53.329	19.888	174	16.442	207	16.999	216	236
8	56.022	20.766	164	17.609	188	17.647	213	198	36	53.915	20.019	173	16.423	206	17.473	212	238
9	54.733	20.376	171	16.827	198	17.530	214	212	37	53.825	20.103	175	16.494	207	17.228	215	241
10	55.837	20.662	170	16.937	190	18.238	214	227	38	53.646	20.108	173	16.386	206	17.152	216	243
11	55.317	20.813	173	16.839	192	17.665	214	208	39	53.442	19.811	174	16.392	208	17.239	216	242
12	54.410	20.178	173	16.739	199	17.493	214	225	40	54.192	20.150	173	16.719	203	17.323	216	227
13	54.479	20.104	172	16.870	199	17.505	214	233	41	53.747	19.841	173	16.581	207	17.325	215	245
14	54.268	20.055	173	16.699	200	17.514	216	234	42	54.360	19.855	174	16.830	190	17.675	217	244
15	54.341	19.970	172	16.928	198	17.443	214	238	43	53.978	19.978	174	16.700	204	17.300	214	231
16	54.474	20.232	172	16.821	199	17.421	213	228	44	53.158	19.600	174	16.339	206	17.219	215	239
17	54.016	19.947	173	16.740	204	17.329	215	240	45	53.327	19.987	173	16.410	208	16.930	216	239
18	54.189	20.355	171	16.523	203	17.311	214	238	46	53.357	19.921	174	16.314	208	17.122	217	241
19	53.972	20.177	173	16.444	204	17.351	213	225	47	53.190	19.505	174	16.503	208	17.182	216	247
20	53.781	20.072	173	16.445	203	17.264	215	226	48	1:05.931	19.632	174	16.448	209			246
21	1:09.432	20.765	172	17.237	166			202	49	2:35.120	2:01.382	173	16.467	205	17.271	217	167
22	4:40.582	4:04.312	172	17.888	163	18.382	216	147	50	55.938	19.687	174	17.353	174	18.898	218	245
23	54.556	20.286	172	16.633	200	17.637	214	225	51	54.303	19.975	172	17.155	207	17.173	217	236
24	53.869	20.093	172	16.514	204	17.262	213	238	52	53.427	19.632	174	16.412	206	17.383	218	246
25	53.906	19.842	173	16.650	205	17.414	216	242	53	53.514	19.813	173	16.505	204	17.196	218	240
26	53.258	19.773	174	16.405	207	17.080	213	243	54	54.310	20.423	169	16.648	201	17.239	217	240
27	53.368	19.856	173	16.348	207	17.164	216	244	55	55.588	20.215	162	16.856	186	18.517	218	227
28	53.747	19.960	174	16.514	203	17.273	213	235	56	53.315	19.803	174	16.464	209	17.048	218	241

13 Larry ten Voorde , Porsche 911 GT3 Cup / NLD theoretical besttime: 51.442

Lap	Time	S1	V1	S2	V2	S3	V3	Vmax	Lap	Time	S1	V1	S2	V2	S3	V3	Vmax
1	1:15.682		142	19.488	162	18.627	203		29	4:17.052	3:43.077	162	16.663	208	17.312	220	170
2	56.183	20.951	172	17.225	198	18.007	212	212	30	52.473	19.592	175	16.162	209	16.719	218	245
3	54.862	20.481	172	17.119	205	17.262	216	220	31	52.549	19.134	175	16.171	209	17.244	219	252
4	55.591	20.908	173	17.023	208	17.660	215	203	32	53.764	19.702	174	16.477	206	17.585	220	254
5	53.605	19.967	173	16.577	209	17.061	217	235	33	52.161	19.216	175	16.232	210	16.713	220	256
6	53.076	19.883	173	16.418	210	16.775	218	237	34	52.114	19.306	175	16.152	209	16.656	219	251
7	53.245	19.759	174	16.487	212	16.999	217	241	35	52.074	19.143	175	16.187	211	16.744	219	253
8	52.997	19.610	174	16.408	209	16.979	218	244	36	51.891	19.122	175	16.161	211	16.608	219	253
9	52.754	19.576	173	16.291	209	16.887	218	245	37	1:05.542	19.383	174	16.189	210			254
10	52.921	19.660	174	16.302	208	16.959	218	251	38	5:14.441	4:37.446	168	19.040	116	17.955	215	163
11	52.763	19.373	175	16.188	211	17.202	217	250	39	1:02.255	19.921	173	23.511	116	18.823	216	231
12	52.460	19.392	175	16.181	210	16.887	218	249	40	56.276	19.879	169	19.414	208	16.983	217	234
13	52.870	19.551	174	16.369	209	16.950	219	249	41	52.077	19.213	176	16.253	209	16.611	217	249
14	1:06.013	19.373	175	16.292	210			250	42	52.456	19.533	175	16.194	211	16.729	220	253
15	4:13.837	3:39.382	174	16.830	208	17.625	218	141	43	51.876	19.125	176	16.191	210	16.560	219	253
16	52.816	19.613	175	16.388	206	16.815	218	250	44	51.974	19.192	175	16.172	211	16.610	218	254
17	52.396	19.436	175	16.187	209	16.773	218	251	45	54.747	20.169	131	17.859	209	16.719	220	250
18	52.336	19.312	176	16.237	209	16.787	218	253	46	51.757	19.104	177	16.090	211	16.563	220	255
19	52.432	19.396	176	16.278	209	16.758	218	253	47	51.734	18.980	176	16.098	211	16.656	220	256
20	52.176	19.258	175	16.156	209	16.762	219	254	48	1:00.506	19.291	176	21.284	96	19.931	220	253
21	54.603	19.347	175	16.491	180	18.765	220	251	49	51.750	19.080	175	16.091	211	16.579	220	255
22	52.632	19.315	174	16.155	210	17.162	218	251	50	51.635	19.006	176	16.115	210	16.514	221	257
23	52.618	19.398	175	16.362	208	16.858	220	252	51	51.695	19.005	176	16.037	212	16.653	221	256
24	52.236	19.287	175	16.152	209	16.797	219	254	52	51.834	19.116	178	16.066	211	16.652	222	257
25	52.261	19.318	175	16.215	208	16.728	219	255	53	53.460	19.522	176	17.231	209	16.707	221	253
26	52.291	19.287	175	16.106	209	16.898	220	255	54	54.021	19.119	177	16.030	212	18.872	222	254
27	52.794	19.222	176	16.294	209	17.278	218	254	55	51.594	18.898	175	16.080	210			256
28	1:05.382	19.311	175	16.206	209			254									



Lap Analysis free practice, 05.07.2019

14 Toni Wolf , Porsche 911 GT3 Cup / DEU

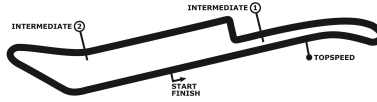
theoretical besttime: 51.763

Lap	Time	S1	V1	S2	V2	S3	V3	Vmax	Lap	Time	S1	V1	S2	V2	S3	V3	Vmax
1	1:19.662		136	18.870	166	18.906	210		27	52.956	19.619	175	16.234	210	17.103	219	250
2	57.703	22.267	169	17.553	197	17.883	215	189	28	52.831	19.479	175	16.339	209	17.013	221	249
3	56.280	21.285	169	17.147	201	17.848	214	209	29	1:04.485	19.931	175	24.040	118	20.514	219	241
4	56.402	21.549	171	17.281	204	17.572	216	203	30	1:07.011	19.516	173	16.182	211			249
5	55.195	20.914	172	16.812	206	17.469	217	212	31	4:15.645	3:42.163	175	16.470	209	17.012	219	156
6	55.008	20.794	173	16.889	207	17.325	217	203	32	52.561	19.510	175	16.186	211	16.865	219	245
7	55.102	20.589	172	16.591	209	17.922	215	220	33	52.365	19.427	175	16.079	212	16.859	219	249
8	55.193	20.752	173	16.907	204	17.534	218	221	34	1:07.493	19.479	175	16.181	211			249
9	54.545	20.351	173	16.761	202	17.433	218	219	35	2:13.041	1:36.415	160	18.824	146	17.802	215	139
10	53.930	20.212	173	16.431	208	17.287	218	229	36	58.551	20.043	175	18.443	132	20.065	218	233
11	53.326	19.532	176	16.620	209	17.174	219	250	37	53.832	19.633	175	16.201	209	17.998	221	247
12	1:08.984	20.614	173	17.168	188			208	38	52.954	19.644	175	16.330	209	16.980	218	249
13	9:13.024	8:38.707	171	16.978	205	17.339	216	155	39	52.607	19.495	174	16.248	209	16.864	220	251
14	53.476	19.809	173	16.509	207	17.158	216	238	40	52.722	19.510	175	16.236	211	16.976	218	252
15	53.123	19.692	173	16.459	209	16.972	219	246	41	52.555	19.502	175	16.221	209	16.832	220	250
16	53.114	19.867	174	16.259	210	16.988	217	242	42	52.624	19.548	175	16.274	210	16.802	219	251
17	52.948	19.534	174	16.343	209	17.071	218	249	43	52.399	19.335	175	16.173	211	16.891	220	251
18	52.862	19.699	174	16.233	209	16.930	219	247	44	54.857	19.357	175	18.240	151	17.260	221	254
19	53.041	19.438	175	16.250	211	17.353	219	249	45	52.138	19.395	175	16.127	211	16.616	220	253
20	53.529	19.944	174	16.182	211	17.403	220	242	46	55.271	19.366	176	18.166	186	17.739	222	254
21	52.683	19.637	175	16.243	209	16.803	219	246	47	52.088	19.118	175	16.328	211	16.642	221	255
22	54.639	19.418	175	16.186	209	19.035	218	249	48	52.118	19.327	176	16.158	211	16.633	221	254
23	52.699	19.456	175	16.304	209	16.939	219	250	49	52.171	19.185	176	16.141	210	16.845	219	255
24	52.746	19.600	174	16.205	209	16.941	218	248	50	52.139	19.420	176	16.029	211	16.690	218	251
25	53.069	19.760	174	16.357	209	16.952	218	247	51	55.280	19.429	176	16.678	163	19.173	223	251
26	52.307	19.350	176	16.265	209	16.692	219	251	52	52.429	19.332	176	16.423	211	16.674	218	254

15 Berkay Besler , Porsche 911 GT3 Cup Rookie-Wertung / TUR

theoretical besttime: 52.031

Lap	Time	S1	V1	S2	V2	S3	V3	Vmax	Lap	Time	S1	V1	S2	V2	S3	V3	Vmax
1	1:24.876		133	19.043	176	18.281	212		25	52.968	19.597	174	16.335	208	17.036	218	233
2	56.432	21.280	169	17.333	194	17.819	213	206	26	52.656	19.479	175	16.282	209	16.895	219	239
3	55.648	20.889	171	17.117	200	17.642	215	205	27	52.967	19.631	173	16.262	210	17.074	219	244
4	54.795	20.626	172	16.773	203	17.396	216	210	28	57.627	22.876	107	17.872	208	16.879	219	239
5	54.579	20.594	173	16.721	209	17.264	218	213	29	52.666	19.507	174	16.250	210	16.909	218	239
6	54.823	20.621	174	16.718	208	17.484	217	210	30	52.553	19.381	176	16.332	208	16.840	219	243
7	54.204	20.355	172	16.590	208	17.259	215	222	31	52.815	19.538	174	16.391	209	16.886	219	249
8	53.898	20.129	173	16.580	209	17.189	217	227	32	1:06.445	20.032	177	16.270	209			245
9	53.444	19.875	174	16.450	208	17.119	218	235	33	2:19.744	1:46.385	173	16.374	210	16.985	219	123
10	53.300	19.946	175	16.331	210	17.023	219	222	34	52.906	19.408	175	16.373	209	17.125	218	241
11	53.743	19.964	174	16.435	203	17.344	219	218	35	52.562	19.419	175	16.256	210	16.887	219	247
12	54.181	19.923	177	16.996	198	17.262	216	220	36	52.671	19.526	175	16.197	211	16.948	219	244
13	53.466	19.897	174	16.379	209	17.190	218	230	37	52.457	19.429	174	16.088	211	16.940	219	247
14	53.402	19.833	174	16.338	206	17.231	217	227	38	52.237	19.218	175	16.189	211	16.830	219	250
15	54.559	20.264	175	16.802	208	17.493	216	228	39	52.745	19.454	174	16.226	211	17.065	219	250
16	1:06.367	19.798	175	16.236	209			221	40	52.509	19.433	175	16.167	211	16.909	219	248
17	3:08.067	2:34.331	172	16.627	207	17.109	218	147	41	52.407	19.280	174	16.148	210	16.979	219	250
18	52.993	19.779	174	16.219	208	16.995	218	226	42	1:05.128	19.204	175	16.123	211			249
19	52.864	19.628	175	16.283	208	16.953	218	230	43	3:36.681	3:02.173	173	16.985	180	17.523	219	137
20	52.897	19.376	175	16.473	208	17.048	218	245	44	52.627	19.467	175	16.266	211	16.894	219	246
21	52.427	19.369	175	16.186	210	16.872	219	244	45	52.433	19.333	175	16.156	210	16.944	219	250
22	1:06.717	19.629	175	16.631	208			236	46	52.322	19.160	175	16.167	210	16.995	219	250
23	4:24.169	3:47.297	130	18.938	185	17.934	211	120	47	52.437	19.113	175	16.332	209	16.992	219	252
24	54.000	20.189	174	16.727	206	17.084	217	215	48	1:09.744	19.187	177	16.173	209			252



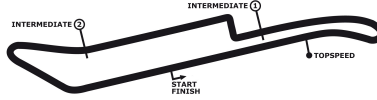
Porsche Carrera Cup Deutschland

Lap Analysis free practice, 05.07.2019

DMSB-Reg.No.: 173/19

17 Lukas Ertl , Porsche 911 GT3 Cup / DEU									theoretical besttime: 52.313								
Lap	Time	S1	V1	S2	V2	S3	V3	Vmax	Lap	Time	S1	V1	S2	V2	S3	V3	Vmax
1	2:03.301		146	20.132	158	19.473	191		22	52.670	19.276	175	16.335	209	17.059	218	249
2	1:02.159	24.534	160	18.334	174	19.291	215	166	23	52.928	19.582	175	16.359	208	16.987	217	236
3	58.987	21.168	171	18.568	130	19.251	216	208	24	52.763	19.572	175	16.310	208	16.881	218	248
4	56.523	20.963	173	17.297	205	18.263	206	206	25	52.723	19.407	174	16.337	209	16.979	219	249
5	57.658	23.008	174	17.128	207	17.522	217	152	26	1:07.235	19.573	175	16.390	209			242
6	54.339	20.272	173	16.734	209	17.333	216	223	27	5:07.632	4:27.473	131	20.577	113	19.582	189	97
7	53.812	19.956	174	16.724	209	17.132	217	223	28	1:00.058	23.550	137	18.320	163	18.188	217	178
8	53.579	19.999	174	16.502	209	17.078	217	235	29	54.468	19.873	175	16.675	206	17.920	216	230
9	53.555	19.684	175	16.536	210	17.335	218	237	30	53.185	19.595	174	16.400	208	17.190	216	245
10	54.980	19.839	175	17.166	192	17.975	216	228	31	53.106	19.567	174	16.360	208	17.179	217	247
11	55.585	20.592	174	17.617	199	17.376	218	219	32	52.718	19.405	175	16.389	208	16.924	217	250
12	54.636	20.155	174	17.007	198	17.474	219	224	33	54.146	19.514	175	17.316	205	17.316	219	247
13	55.535	20.147	174	16.747	200	18.641	195	224	34	1:08.079	19.581	176	16.503	209			249
14	54.520	20.271	175	16.793	166	17.456	218	232	35	9:36.771	9:02.066	123	17.214	200	17.491	219	122
15	53.732	19.936	173	16.724	209	17.072	217	242	36	53.510	19.777	177	16.462	208	17.271	217	249
16	53.488	19.905	174	16.537	209	17.046	219	237	37	52.748	19.401	176	16.287	208	17.060	219	247
17	53.177	19.600	175	16.573	209	17.004	218	244	38	52.889	19.549	175	16.314	208	17.026	218	247
18	1:07.907	19.777	174	16.589	201			240	39	52.551	19.410	175	16.280	209	16.861	218	246
19	5:45.455	5:10.141	168	17.479	171	17.835	218	155	40	53.683	20.071	174	16.507	208	17.105	217	252
20	53.282	19.943	175	16.392	208	16.947	218	236	41	52.417	19.304	175	16.176	209	16.937	218	251
21	52.842	19.544	174	16.391	208	16.907	218	245	42	1:06.688	19.467	175	16.576	196			244

20 Henric Skoog , Porsche 911 GT3 Cup / SWE									theoretical besttime: 51.661								
Lap	Time	S1	V1	S2	V2	S3	V3	Vmax	Lap	Time	S1	V1	S2	V2	S3	V3	Vmax
1	1:18.253		134	18.901	156	18.833	216		27	1:04.704	24.203	126	19.136	130	21.365	214	203
2	57.861	22.189	172	18.127	198	17.545	218	190	28	54.732	20.721	160	16.841	203	17.170	218	222
3	55.121	20.377	174	16.788	202	17.956	215	212	29	53.259	19.802	174	16.557	207	16.900	218	229
4	56.567	21.013	174	17.988	196	17.566	218	204	30	52.903	19.433	175	16.539	208	16.931	217	245
5	54.201	20.267	174	16.635	208	17.299	219	219	31	52.134	19.296	175	16.168	209	16.670	220	247
6	54.347	20.560	175	16.669	207	17.118	219	213	32	52.158	19.323	175	16.177	210	16.658	219	251
7	53.816	20.246	174	16.584	209	16.986	220	221	33	52.343	19.439	175	16.246	210	16.658	219	254
8	54.280	20.348	175	16.435	209	17.497	220	216	34	52.214	19.100	175	16.312	211	16.802	219	253
9	1:06.554	27.327	72	22.080	198	17.147	218	209	35	53.233	19.164	175	16.271	194	17.798	218	253
10	53.143	19.860	174	16.372	210	16.911	219	226	36	1:09.917	19.189	175	17.482	123			251
11	52.900	19.647	175	16.363	209	16.890	219	235	37	3:54.873	3:21.668	172	16.491	209	16.714	219	63
12	58.698	20.238	174	18.800	148	19.660	211	230	38	53.286	19.876	174	16.169	211	17.241	219	242
13	53.097	19.709	175	16.414	209	16.974	219	239	39	52.123	19.236	176	16.192	209	16.695	220	250
14	52.920	19.540	175	16.287	211	17.093	218	242	40	54.069	20.473	175	16.836	208	16.760	219	218
15	52.704	19.498	174	16.413	209	16.793	219	242	41	52.149	19.318	175	16.079	210	16.752	220	241
16	1:08.025	19.887	175	17.485	206			230	42	54.123	19.162	176	16.311	194	18.650	219	253
17	4:03.658	3:29.790	152	16.994	208	16.874	219	60	43	53.101	19.269	175	16.372	190	17.460	219	251
18	52.409	19.351	175	16.175	209	16.883	218	244	44	52.060	19.208	175	16.162	209	16.690	219	250
19	53.036	19.400	174	16.432	209	17.204	218	245	45	51.976	19.153	176	16.092	210	16.731	219	253
20	52.526	19.253	175	16.263	209	17.010	219	251	46	52.970	19.267	173	16.846	209	16.857	220	254
21	54.390	19.245	175	17.327	192	17.818	219	252	47	51.925	19.096	175	16.189	211	16.640	219	256
22	52.262	19.445	175	16.146	211	16.671	219	249	48	52.039	19.159	174	16.161	210	16.719	220	254
23	52.222	19.327	175	16.113	210	16.782	219	250	49	51.661	19.095	175	15.954	211	16.612	220	254
24	51.944	19.177	175	16.078	210	16.689	220	252	50	52.266	19.177	175	16.264	210	16.825	221	254
25	1:06.997	19.197	175	16.520	191			252	51	55.595	19.288	176	17.625	164	18.682	220	253
26	6:29.389	5:49.387	116	20.260	159	19.742	199	122	52	1:10.511	19.131	175	16.051	209			252



Lap Analysis free practice, 05.07.2019

22 Nicolas Schöll , Porsche 911 GT3 Cup Rookie-Wertung / AUT theoretical besttime: 52.013

Lap	Time	S1	V1	S2	V2	S3	V3	Vmax	Lap	Time	S1	V1	S2	V2	S3	V3	Vmax
1	1:26.856		147	18.966	176	19.077	213		26	52.778	19.382	174	16.186	209	17.210	219	250
2	57.070	21.447	158	17.508	192	18.115	213	209	27	52.926	19.535	174	16.334	208	17.057	217	250
3	54.425	20.311	172	16.790	207	17.324	216	226	28	1:05.932	19.390	174	16.254	208			251
4	54.205	20.163	173	16.787	208	17.255	216	220	29	7:10.567	6:36.373	172	16.759	203	17.435	216	168
5	54.613	20.494	173	16.770	207	17.349	217	226	30	52.841	19.580	174	16.306	208	16.955	216	246
6	54.731	20.344	174	16.856	208	17.531	217	220	31	52.686	19.531	174	16.243	208	16.912	217	249
7	54.753	20.790	173	16.692	206	17.271	218	210	32	52.705	19.488	173	16.294	209	16.923	217	250
8	54.749	20.487	174	16.737	208	17.525	217	224	33	52.896	19.394	174	16.389	210	17.113	217	250
9	54.473	20.108	173	16.745	205	17.620	216	226	34	52.824	19.590	174	16.293	209	16.941	219	247
10	1:07.536	20.163	173	16.474	207			237	35	53.083	19.793	173	16.440	209	16.850	217	249
11	4:33.319	3:52.617	162	19.560	112	21.142	217	169	36	52.820	19.641	174	16.210	209	16.969	218	250
12	55.487	20.222	172	17.066	170	18.199	216	227	37	1:05.965	19.331	175	16.555	208			251
13	53.527	19.653	174	16.487	207	17.387	216	242	38	3:25.628	2:47.957	149	18.534	177	19.137	202	105
14	53.441	19.611	175	16.271	207	17.559	218	244	39	56.030	21.327	160	17.258	201	17.445	209	217
15	53.665	19.841	173	16.479	207	17.345	217	246	40	55.339	20.850	163	16.977	194	17.512	217	221
16	53.848	19.841	173	16.678	208	17.329	217	245	41	52.405	19.393	174	16.181	208	16.831	217	249
17	53.305	19.651	174	16.242	208	17.412	216	244	42	52.473	19.465	174	16.102	208	16.906	217	250
18	53.527	19.853	173	16.297	207	17.377	217	244	43	52.150	19.311	175	16.088	209	16.751	218	250
19	52.878	19.500	174	16.336	208	17.042	217	249	44	52.328	19.390	174	16.193	208	16.745	218	251
20	54.679	19.684	172	17.220	199	17.775	217	249	45	52.653	19.553	174	16.132	208	16.968	218	252
21	53.171	19.471	173	16.411	208	17.289	216	247	46	52.278	19.325	175	16.164	208	16.789	220	251
22	52.788	19.537	174	16.254	208	16.997	217	248	47	52.089	19.287	176	16.036	209	16.766	220	255
23	53.162	19.512	174	16.279	208	17.371	217	249	48	52.023	19.252	174	16.016	209	16.755	220	254
24	53.217	19.435	174	16.412	208	17.370	218	250	49	52.498	19.576	176	16.104	210	16.818	218	255
25	55.491	19.500	173	18.436	153	17.555	218	249	50	1:05.553	19.315	174	16.194	209			252

23 Louis Henkefend , Porsche 911 GT3 Cup Rookie-Wertung / DEU theoretical besttime: 52.217

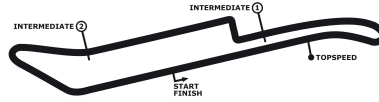
Lap	Time	S1	V1	S2	V2	S3	V3	Vmax	Lap	Time	S1	V1	S2	V2	S3	V3	Vmax
1	1:30.294		153	19.283	162	19.098	210		27	52.901	19.747	173	16.273	208	16.881	216	248
2	57.638	21.827	172	17.526	185	18.285	211	191	28	1:06.779	19.500	174	16.221	208			251
3	56.311	21.244	172	17.185	198	17.882	214	197	29	8:08.014	7:34.175	172	16.752	207	17.087	215	57
4	55.741	20.902	171	16.971	204	17.868	213	208	30	53.163	19.839	174	16.404	208	16.920	217	238
5	54.940	20.545	172	16.888	206	17.507	213	225	31	53.217	19.760	174	16.482	209	16.975	216	245
6	54.883	20.606	172	16.751	208	17.526	214	223	32	53.326	19.906	174	16.494	209	16.926	218	237
7	54.617	20.439	173	16.649	207	17.529	214	230	33	59.417	20.054	174	18.330	150	21.033	213	231
8	54.343	20.218	174	16.651	207	17.474	214	232	34	1:08.983	19.912	173	16.358	201			246
9	55.305	20.619	174	17.156	208	17.530	214	225	35	3:30.286	2:54.338	140	18.205	186	17.743	214	132
10	54.188	20.297	172	16.537	209	17.354	215	234	36	54.573	20.515	173	16.781	206	17.277	216	211
11	53.753	19.890	174	16.642	208	17.221	215	235	37	53.543	20.064	174	16.531	209	16.948	216	235
12	55.250	20.037	167	17.547	203	17.666	214	237	38	53.048	19.701	174	16.473	209	16.874	217	246
13	54.236	20.229	173	16.625	208	17.382	215	235	39	54.093	19.631	166	16.907	200	17.555	216	250
14	53.420	19.846	174	16.437	208	17.137	215	244	40	53.281	19.912	174	16.409	209	16.960	218	246
15	53.780	19.818	173	16.488	208	17.474	215	240	41	52.943	19.788	174	16.256	210	16.899	218	246
16	1:08.295	20.263	171	16.479	209			240	42	52.896	19.498	174	16.406	209	16.992	218	250
17	3:33.527	2:59.363	173	16.817	207	17.347	215	75	43	52.565	19.481	175	16.180	209	16.904	217	251
18	53.379	19.834	173	16.454	208	17.091	215	241	44	52.400	19.458	175	16.165	209	16.777	217	251
19	53.559	19.908	173	16.448	208	17.203	216	244	45	52.418	19.520	174	16.108	209	16.790	218	251
20	54.840	20.884	133	16.904	208	17.052	217	244	46	52.371	19.396	175	16.162	209	16.813	218	253
21	54.148	19.737	173	16.935	208	17.476	217	244	47	52.364	19.510	174	16.141	211	16.713	220	250
22	53.883	19.848	174	16.378	209	17.657	215	238	48	54.109	20.268	143	16.965	210	16.876	218	238
23	53.426	19.809	174	16.284	209	17.333	197	244	49	52.915	19.456	175	16.416	209	17.043	219	250
24	53.992	20.426	174	16.464	208	17.102	216	232	50	52.479	19.630	174	16.132	210	16.717	218	246
25	54.682	20.502	151	16.948	209	17.232	218	240	51	55.012	19.910	176	16.209	180	18.893	216	239
26	53.140	19.807	174	16.294	209	17.039	216	243	52	52.611	19.542	175	16.199	210	16.870	219	250

DTM Norisring

Norisring, length 2300 m

05. - 07.07.2019

Porsche Carrera Cup Deutschland



PORSCHE

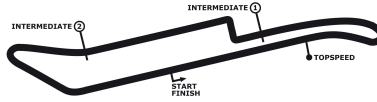
CARRERA CUP DEUTSCHLAND

DMSB-Reg.No.: 173/19

Lap Analysis free practice, 05.07.2019

27 Jean-Baptiste Simmenauer , Porsche 911 GT3 Cup / FRA									theoretical besttime: 51.914								
Lap	Time	S1	V1	S2	V2	S3	V3	Vmax	Lap	Time	S1	V1	S2	V2	S3	V3	Vmax
1	7:56.905		104	20.590	178	19.080	207		26	53.026	19.551	176	16.559	209	16.916	219	242
2	58.889	22.024	161	18.923	193	17.942	216	182	27	52.824	19.416	177	16.480	211	16.928	219	249
3	56.442	21.238	174	17.296	192	17.908	217	207	28	53.005	19.667	176	16.302	209	17.036	219	242
4	56.478	20.640	167	17.712	165	18.126	219	213	29	52.504	19.262	176	16.337	211	16.905	217	251
5	55.128	20.424	174	17.322	204	17.382	218	220	30	54.739	20.981	172	16.489	209	17.269	218	253
6	54.126	20.277	174	16.562	206	17.287	217	227	31	52.670	19.610	176	16.286	211	16.774	218	241
7	53.449	19.924	175	16.403	208	17.122	218	233	32	52.387	19.371	175	16.158	212	16.858	218	248
8	53.379	19.730	176	16.482	193	17.167	218	239	33	52.403	19.263	177	16.371	211	16.769	218	249
9	53.553	19.836	175	16.507	209	17.210	218	235	34	52.175	19.229	177	16.252	211	16.694	219	251
10	53.811	20.119	176	16.520	198	17.172	219	229	35	52.598	19.385	176	16.453	211	16.760	219	247
11	53.882	19.922	177	16.591	208	17.369	218	232	36	1:07.115	19.588	177	16.516	208			236
12	1:07.985	19.905	175	16.423	203			234	37	2:47.902	2:11.598	149	18.489	188	17.815	214	145
13	5:25.426	4:50.849	171	17.069	195	17.508	218	133	38	55.928	20.524	175	17.508	191	17.896	219	212
14	53.097	19.692	175	16.399	210	17.006	218	236	39	54.162	20.009	175	16.762	208	17.391	219	232
15	53.260	19.753	175	16.553	209	16.954	219	238	40	52.885	19.445	177	16.424	209	17.016	218	249
16	52.422	19.371	176	16.354	210	16.697	219	247	41	52.704	19.473	177	16.277	210	16.954	219	246
17	53.055	19.561	175	16.388	209	17.106	220	244	42	52.686	19.486	177	16.286	209	16.914	219	248
18	52.988	19.694	176	16.311	210	16.983	220	235	43	52.635	19.480	177	16.209	210	16.946	219	247
19	53.188	19.735	176	16.379	209	17.074	220	234	44	52.416	19.352	178	16.228	211	16.836	221	249
20	52.864	19.513	174	16.514	210	16.837	219	235	45	52.118	19.223	175	16.155	211	16.740	220	246
21	52.889	19.484	176	16.325	210	17.080	218	246	46	52.527	19.557	177	16.194	211	16.776	219	240
22	52.481	19.464	176	16.284	210	16.733	217	245	47	52.018	19.269	177	16.103	211	16.646	219	253
23	53.400	20.091	174	16.364	211	16.945	219	227	48	52.097	19.362	177	16.147	211	16.588	219	250
24	1:07.683	19.644	175	16.583	211			242	49	52.660	19.234	178	16.143	211	17.283	218	251
25	3:16.542	2:42.430	174	17.058	209	17.054	218	124									

33 Stefan Rehkopf , Porsche 911 GT3 Cup Amateur-Wertung / DEU									theoretical besttime: 52.359								
Lap	Time	S1	V1	S2	V2	S3	V3	Vmax	Lap	Time	S1	V1	S2	V2	S3	V3	Vmax
1	1:42.761		128	21.125	139	20.064	196		30	55.171	20.745	164	17.012	205	17.414	217	242
2	59.103	22.687	168	18.073	191	18.343	211	187	31	54.269	20.108	174	16.619	208	17.542	216	228
3	56.549	21.297	171	17.553	202	17.699	212	191	32	53.801	19.865	173	16.548	208	17.388	216	244
4	56.139	20.781	173	17.587	203	17.771	213	211	33	53.535	19.838	175	16.409	208	17.288	216	239
5	55.778	20.694	172	17.267	203	17.817	213	211	34	53.584	19.886	174	16.489	208	17.209	217	247
6	54.947	20.422	172	17.022	206	17.503	213	221	35	53.452	19.561	175	16.450	205	17.441	216	249
7	54.703	20.086	174	17.189	207	17.428	215	237	36	1:06.694	19.766	174	16.398	209			242
8	55.302	20.570	173	17.081	202	17.651	214	240	37	2:36.979	2:03.223	174	16.565	209	17.191	215	116
9	54.165	20.020	173	16.928	205	17.217	215	236	38	54.715	20.976	174	16.415	208	17.324	216	211
10	54.394	19.939	175	16.924	205	17.531	216	233	39	53.487	19.833	176	16.537	209	17.117	217	249
11	1:09.649	20.527	172	16.731	208			221	40	52.789	19.510	175	16.353	209	16.926	216	249
12	2:21.714	1:47.219	173	16.998	202	17.497	217	166	41	1:05.862	19.655	175	28.395	201	17.812	216	250
13	54.072	20.071	174	16.650	205	17.351	216	231	42	53.514	19.687	174	16.626	206	17.201	218	246
14	54.210	20.039	177	16.781	208	17.390	218	244	43	52.802	19.480	174	16.330	209	16.992	216	249
15	53.622	19.815	174	16.661	208	17.146	216	245	44	53.130	19.668	173	16.389	208	17.073	216	250
16	53.809	19.812	176	16.605	206	17.392	218	251	45	52.926	19.511	175	16.459	208	16.956	218	250
17	53.579	19.691	175	16.535	205	17.353	217	246	46	52.765	19.503	175	16.293	208	16.969	219	250
18	53.490	19.636	175	16.544	211	17.310	218	249	47	55.365	19.513	175	17.120	167	18.732	219	252
19	53.908	19.928	173	16.548	205	17.432	216	244	48	53.408	19.660	175	16.409	211	17.339	219	253
20	53.267	19.663	175	16.502	209	17.102	218	250	49	54.537	19.429	175	17.425	207	17.683	218	251
21	53.263	19.668	175	16.514	209	17.081	217	249	50	52.823	19.514	176	16.324	209	16.985	219	249
22	53.569	19.527	174	16.621	208	17.421	216	252	51	52.976	19.395	173	16.440	208	17.141	217	253
23	53.292	19.617	174	16.523	209	17.152	218	246	52	52.808	19.443	175	16.283	209	17.082	219	253
24	54.508	20.149	174	17.183	209	17.176	216	227	53	52.764	19.364	175	16.476	208	16.924	219	251
25	1:08.776	20.161	147	17.662	196			234	54	52.657	19.361	176	16.217	209	17.079	219	253
26	4:54.585	4:15.180	131	20.241	167	19.164	206	122	55	52.600	19.479	174	16.289	208	16.832	219	249
27	1:00.266	23.555	150	18.524	176	18.187	215	189	56	53.412	19.385	174	16.335	209	17.692	219	252
28	56.052	20.218	172	17.542	176	18.292	216	230	57	52.587	19.484	174	16.166	209	16.937	219	251
29	55.124	20.300	173	17.129	203	17.695	218	233									



Porsche Carrera Cup Deutschland

Lap Analysis free practice, 05.07.2019

DMSB-Reg.No.: 173/19

37 Igor Waliiko , Porsche 911 GT3 Cup / POL									theoretical besttime: 51.769								
Lap	Time	S1	V1	S2	V2	S3	V3	Vmax	Lap	Time	S1	V1	S2	V2	S3	V3	Vmax
1	1:16.878		142	18.597	157	18.755	205		29	54.705	20.490	175	16.613	208	17.002	217	217
2	56.154	21.597	174	17.099	206	17.458	216	192	30	52.634	19.582	175	16.232	209	16.820	218	248
3	56.121	21.126	173	17.302	191	17.693	217	206	31	53.843	19.631	175	16.271	209	17.941	219	249
4	56.370	21.146	154	17.887	198	17.337	217	202	32	57.033	20.146	169	18.338	148	18.549	217	228
5	54.707	20.616	174	16.765	211	17.326	217	214	33	53.184	19.590	176	16.288	209	17.306	217	251
6	54.018	20.511	173	16.434	209	17.073	218	219	34	52.625	19.548	174	16.174	210	16.903	219	251
7	53.873	20.434	174	16.437	210	17.002	218	222	35	52.416	19.391	175	16.126	209	16.899	218	250
8	54.511	20.386	173	16.779	196	17.346	216	221	36	52.079	19.266	175	16.040	210	16.773	219	253
9	53.447	19.788	175	16.385	211	17.274	217	239	37	56.082	20.882	163	17.749	198	17.451	219	225
10	53.564	20.002	174	16.338	210	17.224	215	238	38	52.484	19.356	175	16.109	210	17.019	219	251
11	53.737	19.763	175	16.480	203	17.494	219	242	39	56.625	22.091	179	17.181	191	17.353	219	253
12	52.727	19.487	175	16.196	210	17.044	219	250	40	1:06.243	19.318	175	16.113	209			252
13	54.554	19.866	169	17.342	198	17.346	218	240	41	3:42.664	3:08.578	163	17.072	209	17.014	219	145
14	1:06.737	19.958	174	16.237	209			247	42	53.371	19.347	175	16.626	197	17.398	219	251
15	3:19.506	2:45.923	173	16.657	208	16.926	218	127	43	54.136	19.889	174	16.884	189	17.363	219	246
16	52.960	19.610	174	16.206	208	17.144	217	245	44	53.184	19.519	175	16.639	210	17.026	219	250
17	52.606	19.588	174	16.133	209	16.885	218	248	45	52.838	19.415	175	16.098	209	17.325	220	251
18	52.762	19.557	174	16.168	210	17.037	217	247	46	53.126	19.551	176	16.269	200	17.306	219	252
19	53.777	20.198	173	16.468	209	17.111	218	243	47	56.256	21.079	178	17.681	180	17.496	220	254
20	52.327	19.360	174	16.124	210	16.843	218	252	48	52.276	19.366	175	16.072	211	16.838	220	253
21	52.446	19.499	175	16.101	209	16.846	219	249	49	53.743	19.280	175	16.967	155	17.496	220	253
22	52.861	19.449	175	16.153	210	17.259	218	250	50	51.945	19.279	175	16.021	210	16.645	219	255
23	55.589	20.575	161	17.433	180	17.581	219	216	51	53.993	20.198	161	16.682	208	17.113	220	246
24	52.639	19.530	174	16.127	209	16.982	218	250	52	52.798	19.308	175	16.385	196	17.105	221	254
25	52.395	19.408	174	16.152	210	16.835	219	252	53	51.929	19.245	175	16.038	210	16.646	219	252
26	1:07.443	19.552	175	16.661	209			252	54	53.762	19.239	174	16.753	162	17.770	219	254
27	4:58.597	4:17.798	123	21.263	155	19.536	169	99	55	53.275	19.130	176	15.994	211	18.151	222	254
28	1:03.161	24.480	115	21.088	156	17.593	217	203	56	1:03.888	24.448	145	19.164	146	20.276	171	188

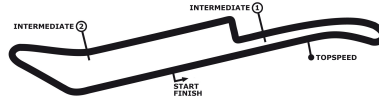
44 Sandro Kaibach , Porsche 911 GT3 Cup / DEU									theoretical besttime: 52.863								
Lap	Time	S1	V1	S2	V2	S3	V3	Vmax	Lap	Time	S1	V1	S2	V2	S3	V3	Vmax
1	1:43.946		150	19.757	151	19.770	192		12	54.297	20.068	174	16.784	206	17.445	214	235
2	58.845	22.789	167	18.065	187	17.991	214	181	13	1:08.540	20.085	175	16.932	198			246
3	56.837	21.032	172	17.637	192	18.168	212	199	14	3:10.175	2:34.815	173	17.191	152	18.169	217	168
4	56.418	20.914	172	17.460	193	18.044	213	216	15	54.401	20.062	176	16.899	199	17.440	216	229
5	55.333	20.515	173	17.092	203	17.726	213	221	16	54.178	20.179	173	16.586	203	17.413	215	235
6	54.771	20.298	174	16.928	203	17.545	214	224	17	53.236	19.668	174	16.411	208	17.157	217	244
7	54.644	20.157	175	17.069	204	17.418	214	236	18	53.126	19.605	174	16.300	208	17.221	217	245
8	55.573	20.504	173	17.136	204	17.933	214	229	19	53.053	19.650	175	16.445	206	16.958	217	247
9	54.929	20.631	172	16.773	201	17.525	214	231	20	53.136	19.707	173	16.432	207	16.997	216	244
10	54.282	20.020	173	16.702	206	17.560	216	239	21	2:22.060	19.629	174	1:08.910	52			247
11	54.349	20.388	173	16.642	206	17.319	214	230									

DTM Norisring

Norisring, length 2300 m

05. - 07.07.2019

Porsche Carrera Cup Deutschland



PORSCHE

CARRERA CUP DEUTSCHLAND

DMSB-Reg.No.: 173/19

Lap Analysis free practice, 05.07.2019

50 Tim Zimmermann , Porsche 911 GT3 Cup / DEU									theoretical besttime: 51.852								
Lap	Time	S1	V1	S2	V2	S3	V3	Vmax	Lap	Time	S1	V1	S2	V2	S3	V3	Vmax
1	2:07.190		125	20.140	155	18.580	191		28	52.498	19.382	175	16.380	209	16.736	218	248
2	58.670	23.086	162	17.711	196	17.873	215	176	29	52.680	19.606	175	16.340	210	16.734	217	247
3	56.680	21.291	172	17.285	198	18.104	204	194	30	1:07.149	19.518	175	16.315	210			247
4	56.647	21.935	173	17.161	203	17.551	216	187	31	4:45.494	4:11.554	173	16.946	208	16.994	217	130
5	54.510	20.483	174	16.803	207	17.224	216	201	32	52.940	19.759	175	16.464	209	16.717	218	240
6	53.774	20.265	173	16.627	209	16.882	217	211	33	52.689	19.611	175	16.255	211	16.823	218	234
7	56.132	21.314	173	17.350	208	17.468	218	207	34	52.706	19.550	175	16.328	210	16.828	218	250
8	53.804	20.207	174	16.525	209	17.072	218	223	35	52.748	19.783	174	16.267	211	16.698	219	239
9	54.474	20.367	174	16.621	201	17.486	216	209	36	1:07.071	19.772	174	16.488	210			234
10	55.430	20.745	174	17.262	200	17.423	219	199	37	2:52.252	2:16.407	166	17.737	193	18.108	216	157
11	54.315	20.274	174	17.055	206	16.986	216	212	38	53.636	20.028	175	16.624	208	16.984	217	220
12	53.551	20.050	174	16.597	208	16.904	217	228	39	53.393	19.875	175	16.514	209	17.004	218	230
13	53.972	20.128	174	16.604	205	17.240	217	218	40	53.686	19.532	175	16.708	196	17.446	217	245
14	53.113	19.802	174	16.455	208	16.856	216	228	41	53.294	19.745	174	16.458	210	17.091	217	242
15	53.451	20.135	173	16.491	209	16.825	216	223	42	52.632	19.477	175	16.374	210	16.781	218	249
16	53.274	19.939	174	16.436	209	16.899	217	235	43	52.829	19.829	175	16.279	211	16.721	216	237
17	53.295	19.776	174	16.577	208	16.942	218	236	44	52.667	19.631	175	16.253	209	16.783	217	239
18	53.108	19.773	174	16.425	209	16.910	218	240	45	52.279	19.438	175	16.193	210	16.648	218	249
19	52.907	19.685	174	16.389	209	16.833	218	239	46	52.647	19.537	174	16.301	208	16.809	217	250
20	53.297	19.912	174	16.360	209	17.025	218	220	47	52.162	19.361	175	16.203	209	16.598	217	250
21	1:07.739	19.703	175	16.344	209			241	48	52.076	19.230	176	16.228	210	16.618	219	251
22	3:37.968	3:04.145	172	16.886	207	16.937	218	105	49	52.085	19.302	175	16.161	209	16.622	219	250
23	52.903	19.655	174	16.514	207	16.734	218	232	50	51.970	19.141	175	16.113	211	16.716	220	253
24	52.748	19.598	174	16.367	209	16.783	218	246	51	1:06.016	19.340	174	16.216	211			250
25	52.718	19.637	174	16.434	209	16.647	219	242	52	2:26.733	1:52.422	157	17.461	209	16.850	219	157
26	52.720	19.552	175	16.375	210	16.793	219	245	53	1:15.233	19.421	174	16.230	210			249
27	52.840	19.704	175	16.288	210	16.848	218	235									

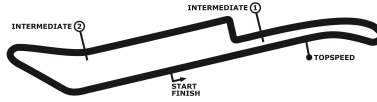
66 Andreas Sczepansky , Porsche 911 GT3 Cup Amateur-Wertung / DEU									theoretical besttime: 53.175								
Lap	Time	S1	V1	S2	V2	S3	V3	Vmax	Lap	Time	S1	V1	S2	V2	S3	V3	Vmax
1	1:49.453		142	20.752	144	20.839	184		30	53.672	19.981	175	16.489	204	17.202	216	244
2	1:01.787	23.882	160	19.019	171	18.886	209	179	31	54.603	19.954	174	17.130	198	17.519	216	241
3	58.192	21.717	165	18.037	188	18.438	211	197	32	53.879	19.834	173	16.694	207	17.351	217	240
4	57.132	21.453	168	17.755	193	17.924	210	201	33	53.705	19.887	173	16.485	204	17.333	216	243
5	56.638	21.132	170	17.575	199	17.931	209	205	34	53.714	19.618	175	16.494	208	17.602	217	246
6	56.184	20.945	171	17.238	197	18.001	210	204	35	1:08.357	20.029	173	16.545	206			247
7	56.544	21.229	168	17.077	198	18.238	214	199	36	3:48.926	3:08.557	137	20.353	163	20.016	181	112
8	57.210	20.620	170	17.271	176	19.319	204	227	37	1:00.629	23.237	155	18.209	177	19.183	208	192
9	56.399	21.455	170	16.979	206	17.965	205	195	38	57.484	21.182	173	17.897	160	18.405	213	213
10	59.829	22.297	170	17.404	179	20.128	200	198	39	59.164	21.030	154	18.796	160	19.338	208	223
11	57.845	21.754	167	17.546	199	18.545	204	179	40	55.751	20.612	173	17.158	200	17.981	213	230
12	58.561	21.954	161	17.904	162	18.703	211	214	41	54.942	20.396	174	17.015	204	17.531	215	236
13	55.865	21.339	172	16.964	201	17.562	212	204	42	55.161	20.425	173	16.841	206	17.895	216	219
14	55.423	20.905	170	16.991	200	17.527	214	206	43	54.302	19.791	174	16.957	200	17.554	215	247
15	55.012	20.169	174	17.002	206	17.841	212	234	44	55.034	19.955	173	16.717	206	18.362	217	246
16	54.380	20.297	173	16.767	204	17.316	215	231	45	54.625	20.281	174	16.764	206	17.580	217	218
17	54.706	20.043	175	17.135	200	17.528	216	241	46	54.200	19.913	174	16.730	203	17.557	218	244
18	54.412	19.989	174	16.864	204	17.559	215	238	47	54.321	20.102	173	16.712	207	17.507	218	240
19	53.561	19.879	175	16.595	204	17.087	216	239	48	54.235	19.885	176	16.515	206	17.835	217	249
20	53.888	19.780	174	16.694	201	17.414	215	239	49	53.844	19.971	174	16.659	207	17.214	219	240
21	54.689	20.608	173	16.958	201	17.123	217	239	50	53.361	19.744	174	16.501	206	17.116	217	250
22	54.066	19.975	172	16.664	204	17.427	216	238	51	53.586	19.867	174	16.492	208	17.227	217	248
23	53.994	19.767	175	16.470	198	17.757	218	242	52	53.567	19.716	173	16.507	206	17.344	218	246
24	54.662	19.840	174	16.975	197	17.847	215	241	53	53.735	19.874	174	16.492	209	17.369	218	246
25	54.242	20.212	175	16.698	204	17.332	217	240	54	54.851	19.856	173	16.521	208	18.474	219	243
26	53.840	19.836	173	16.582	205	17.422	218	243	55	57.044	22.547	177	16.927	201	17.570	219	231
27	1:09.304	20.321	173	16.801	200			229	56	53.825	19.826	174	16.561	205	17.438	217	245
28	4:07.079	3:31.577	170	17.292	188	18.210	215	155	57	54.323	19.780	174	16.487	203	18.056	219	247
29	54.623	20.531	173	16.622	203	17.470	214	217	58	1:16.462	26.681	115	22.757	124		80	144

DTM Norisring

Norisring, length 2300 m

05. - 07.07.2019

Porsche Carrera Cup Deutschland



PORSCHE

CARRERA CUP DEUTSCHLAND

DMSB-Reg.No.: 173/19

Lap Analysis free practice, 05.07.2019

67 Sebastian Daum , Porsche 911 GT3 Cup Rookie-Wertung / AUT									theoretical besttime: 52.317								
Lap	Time	S1	V1	S2	V2	S3	V3	Vmax	Lap	Time	S1	V1	S2	V2	S3	V3	Vmax
1	1:35.229		128	19.671	163	18.776	209		28	54.869	20.667	171	16.906	206	17.296	216	218
2	58.776	22.463	168	18.125	191	18.188	212	201	29	53.691	19.849	173	16.648	207	17.194	217	240
3	56.650	21.431	168	17.358	198	17.861	213	203	30	53.831	20.016	173	16.620	204	17.195	216	237
4	55.890	20.804	171	17.275	198	17.811	213	227	31	53.152	19.698	173	16.485	208	16.969	216	244
5	55.417	20.631	172	16.841	201	17.945	213	232	32	53.974	20.052	175	16.787	209	17.135	217	236
6	54.366	20.228	172	16.799	206	17.339	215	234	33	54.009	19.717	173	16.352	207	17.940	219	245
7	54.789	20.422	172	16.768	203	17.599	215	229	34	52.943	19.572	174	16.446	209	16.925	219	246
8	53.891	19.992	172	16.608	206	17.291	215	243	35	53.214	19.705	173	16.313	209	17.196	215	242
9	54.066	20.060	172	16.698	206	17.308	215	241	36	52.945	19.648	174	16.255	209	17.042	217	245
10	53.957	19.981	172	16.673	205	17.303	216	243	37	53.115	19.533	174	16.446	207	17.136	217	246
11	54.683	20.272	174	17.056	199	17.355	215	224	38	52.833	19.531	174	16.174	209	17.128	218	247
12	1:08.452	19.935	173	17.827	201			240	39	53.966	19.972	174	16.978	206	17.016	219	236
13	4:04.916	3:30.576	164	17.075	202	17.265	215	111	40	53.249	19.877	173	16.323	210	17.049	218	232
14	53.721	20.069	172	16.567	206	17.085	216	235	41	53.596	20.148	175	16.416	209	17.032	219	227
15	53.426	19.629	173	16.693	206	17.104	215	244	42	53.892	19.964	177	16.520	201	17.408	220	249
16	53.733	19.926	172	16.573	206	17.234	215	240	43	53.864	19.909	175	16.507	211	17.448	218	223
17	54.534	20.178	172	16.607	204	17.749	216	231	44	52.883	19.510	173	16.380	209	16.993	219	239
18	53.118	19.649	173	16.460	207	17.009	216	239	45	52.993	19.820	174	16.262	209	16.911	218	224
19	53.123	19.762	172	16.365	207	16.996	216	241	46	52.617	19.420	175	16.227	209	16.970	219	249
20	53.273	19.774	173	16.446	207	17.053	216	232	47	1:06.579	19.723	174	16.320	206			239
21	54.329	19.527	172	17.191	184	17.611	217	247	48	3:04.343	2:30.678	172	16.559	206	17.106	218	169
22	53.244	19.648	173	16.490	208	17.106	216	244	49	52.744	19.452	174	16.276	208	17.016	219	244
23	52.935	19.380	173	16.669	205	16.886	218	249	50	52.761	19.468	174	16.244	208	17.049	218	253
24	53.461	19.656	173	16.611	204	17.194	216	247	51	53.329	19.878	176	16.440	209	17.011	219	249
25	53.239	19.558	174	16.566	208	17.115	217	246	52	53.093	19.709	174	16.457	208	16.927	219	242
26	1:06.949	19.854	172	16.382	210			245	53	52.521	19.312	175	16.378	210	16.831	219	251
27	5:07.614	4:29.596	116	19.699	151	18.319	213	84	54	1:43.998	19.568	174	16.223	209	1:08.207	179	251

77 Leon Köhler , Porsche 911 GT3 Cup Rookie-Wertung / DEU									theoretical besttime: 51.902								
Lap	Time	S1	V1	S2	V2	S3	V3	Vmax	Lap	Time	S1	V1	S2	V2	S3	V3	Vmax
1	1:17.579		128	19.520	163	18.772	210		26	52.745	19.671	175	16.187	208	16.887	217	245
2	57.179	22.315	171	17.324	203	17.540	216	191	27	52.620	19.622	174	16.105	209	16.893	216	246
3	55.189	20.773	173	16.891	202	17.525	216	202	28	52.719	19.597	174	16.229	209	16.893	217	246
4	56.598	21.426	169	17.341	196	17.831	219	206	29	52.732	19.479	175	16.261	209	16.992	216	245
5	54.995	20.820	173	16.680	208	17.495	217	204	30	1:05.250	19.602	174	16.127	209			246
6	54.254	20.435	173	16.589	208	17.230	219	215	31	3:44.115	3:08.288	131	17.718	183	18.109	204	101
7	53.775	20.245	174	16.406	209	17.124	218	220	32	53.953	20.438	173	16.556	207	16.959	216	223
8	54.355	20.403	173	16.453	208	17.499	218	221	33	52.751	19.634	174	16.294	209	16.823	216	240
9	53.985	20.448	174	16.435	209	17.102	217	217	34	52.609	19.685	174	16.170	209	16.754	216	242
10	54.086	20.346	174	16.484	208	17.256	219	213	35	52.457	19.521	174	16.160	209	16.776	217	244
11	54.488	20.160	174	16.873	204	17.455	218	212	36	52.438	19.410	175	16.154	210	16.874	218	246
12	1:08.351	20.068	174	16.777	204			219	37	52.369	19.346	175	16.147	210	16.876	218	252
13	3:26.279	2:52.328	173	16.613	191	17.338	215	111	38	52.341	19.447	175	16.194	211	16.700	218	249
14	53.684	20.074	172	16.405	206	17.205	216	218	39	52.327	19.384	175	16.191	210	16.752	219	248
15	53.269	19.883	174	16.381	208	17.005	216	228	40	1:07.048	20.208	172	16.184	210			240
16	53.133	19.774	173	16.249	207	17.110	216	222	41	4:49.274	4:12.717	139	18.297	164	18.260	218	125
17	53.332	20.046	173	16.217	208	17.069	217	231	42	54.053	20.224	175	16.857	210	16.972	218	235
18	53.184	19.800	173	16.307	208	17.077	217	242	43	52.729	19.614	175	16.197	209	16.918	217	247
19	52.907	19.745	173	16.292	209	16.870	217	240	44	52.308	19.402	175	16.126	209	16.780	219	249
20	52.917	19.782	173	16.291	208	16.844	217	237	45	52.116	19.275	175	16.150	209	16.691	218	251
21	1:06.370	19.681	174	16.306	209			241	46	52.351	19.417	175	16.235	209	16.699	218	250
22	2:51.196	2:17.764	174	16.381	208	17.051	218	170	47	52.261	19.426	175	16.072	209	16.763	218	251
23	52.759	19.533	175	16.201	208	17.025	217	241	48	51.915	19.247	175	16.018	209	16.650	219	249
24	52.823	19.592	175	16.239	209	16.992	217	242	49	52.367	19.367	176	16.183	211	16.817	220	249
25	54.204	19.655	173	16.371	206	18.178	214	245	50	1:06.228	19.694	176	16.005	210			244



Lap Analysis free practice, 05.07.2019

87 Richard Wagner , Porsche 911 GT3 Cup / DEU										theoretical besttime: 51.892								
Lap	Time	S1	V1	S2	V2	S3	V3	Vmax		Lap	Time	S1	V1	S2	V2	S3	V3	Vmax
1	3:11.047		134	20.719	136	22.378	144			28	5:02.850	4:22.511	124	20.952	149	19.387	184	91
2	58.396	23.369	170	17.439	201	17.588	213	177		29	56.477	21.881	172	17.095	199	17.501	214	196
3	55.089	20.698	171	16.875	204	17.516	213	212		30	54.139	20.122	172	16.724	206	17.293	215	222
4	54.838	20.553	173	17.127	208	17.158	216	207		31	54.447	20.726	175	16.578	206	17.143	215	249
5	54.229	20.278	174	16.832	208	17.119	216	212		32	53.517	19.837	172	16.567	207	17.113	217	242
6	53.777	20.179	173	16.595	208	17.003	217	217		33	52.789	19.673	172	16.302	208	16.814	216	249
7	54.002	20.370	172	16.503	206	17.129	216	223		34	52.419	19.366	174	16.327	208	16.726	216	249
8	53.538	20.064	173	16.505	208	16.969	217	221		35	52.378	19.427	173	16.235	208	16.716	216	249
9	55.885	20.110	174	16.657	209	19.118	204	216		36	53.097	19.427	173	16.356	208	17.314	217	250
10	55.949	21.186	172	17.555	206	17.208	216	206		37	52.671	19.321	174	16.402	209	16.948	217	250
11	53.707	20.074	173	16.437	208	17.196	216	227		38	52.616	19.385	174	16.365	209	16.866	217	250
12	53.717	19.949	173	16.391	208	17.377	213	229		39	1:06.199	19.449	174	16.404	199			249
13	53.488	19.970	174	16.437	209	17.081	216	241		40	3:07.575	2:30.626	139	17.553	145	19.396	216	123
14	54.234	20.170	174	16.561	207	17.503	214	226		41	52.889	19.628	175	16.333	208	16.928	216	244
15	53.660	20.222	174	16.515	208	16.923	216	219		42	52.793	19.607	174	16.333	208	16.853	218	242
16	53.261	20.106	173	16.305	210	16.850	216	232		43	52.850	19.533	174	16.416	209	16.901	217	250
17	1:06.795	20.111	173	16.610	208			223		44	52.789	19.347	175	16.406	208	17.036	218	250
18	2:29.381	1:55.554	166	16.690	206	17.137	215	165		45	52.356	19.335	174	16.119	209	16.902	216	250
19	53.332	20.103	172	16.393	207	16.836	216	230		46	52.442	19.363	173	16.263	208	16.816	217	250
20	53.309	19.907	174	16.344	207	17.058	216	226		47	1:05.842	19.393	175	16.350	209			247
21	53.236	19.833	173	16.598	208	16.805	217	236		48	2:07.699	1:34.582	173	16.474	208	16.643	218	171
22	55.029	20.174	175	17.417	205	17.438	214	231		49	52.185	19.178	173	16.339	208	16.668	217	251
23	53.037	19.772	173	16.309	208	16.956	217	237		50	52.189	19.130	174	16.254	209	16.805	218	254
24	52.604	19.497	173	16.222	208	16.885	216	244		51	53.484	19.219	174	17.482	198	16.783	218	253
25	53.114	19.570	173	16.552	208	16.992	217	249		52	56.306	19.868	172	17.881	152	18.557	219	251
26	52.889	19.545	174	16.269	208	17.075	216	245		53	55.142	19.426	175	16.965	172	18.751	219	250
27	1:06.326	19.339	174	16.605	208			244		54	56.747	19.598	174	17.078	163	20.071	199	251

88 Reece Barr , Porsche 911 GT3 Cup Rookie-Wertung / IRL										theoretical besttime: 52.840								
Lap	Time	S1	V1	S2	V2	S3	V3	Vmax		Lap	Time	S1	V1	S2	V2	S3	V3	Vmax
1	1:36.594		140	19.479	165	19.094	212			17	54.140	20.006	172	16.503	198	17.631	218	241
2	58.298	21.948	169	17.811	184	18.539	213	192		18	54.691	20.280	174	16.788	180	17.623	218	245
3	56.618	21.064	170	17.395	188	18.159	214	214		19	53.660	19.836	173	16.410	209	17.414	217	245
4	58.367	20.755	170	19.107	136	18.505	215	223		20	1:07.181	20.116	173	16.570	208			236
5	54.725	20.451	171	16.885	203	17.389	215	230		21	3:30.813	2:56.386	171	17.131	206	17.296	217	132
6	54.348	20.174	172	16.915	206	17.259	215	236		22	54.531	19.735	173	16.497	200	18.299	217	239
7	54.359	20.239	172	16.803	206	17.317	216	230		23	53.035	19.625	173	16.394	209	17.016	218	245
8	54.192	20.097	172	16.738	207	17.357	216	236		24	53.370	19.752	173	16.439	201	17.179	219	241
9	54.481	20.198	172	17.058	206	17.225	216	233		25	54.062	20.377	163	16.658	208	17.027	218	236
10	53.915	20.012	172	16.737	208	17.166	216	238		26	52.979	19.603	174	16.236	209	17.140	218	246
11	54.187	20.045	173	16.723	204	17.419	218	235		27	53.113	19.704	174	16.260	209	17.149	218	242
12	54.808	19.977	173	17.462	203	17.369	217	242		28	57.526	20.500	167	19.072	173	17.954	219	197
13	53.929	20.059	173	16.651	209	17.219	217	234		29	53.457	19.807	173	16.401	209	17.249	219	244
14	53.779	20.091	172	16.529	209	17.159	217	237		30	53.188	19.702	174	16.417	208	17.069	216	238
15	53.684	19.864	173	16.642	209	17.178	218	242		31	52.929	19.690	173	16.238	209	17.001	217	246
16	53.496	19.910	172	16.502	208	17.084	217	245		32	1:10.253	19.604	174	18.971	158			245

DTM Norisring

Norisring, length 2300 m

05. - 07.07.2019

Porsche Carrera Cup Deutschland



PORSCHE

CARRERA CUP DEUTSCHLAND

DMSB-Reg.No.: 173/19

Lap Analysis free practice, 05.07.2019

92 Luca Rettenbacher , Porsche 911 GT3 Cup / AUT									theoretical besttime: 51.726								
Lap	Time	S1	V1	S2	V2	S3	V3	Vmax	Lap	Time	S1	V1	S2	V2	S3	V3	Vmax
1	1:16.216		136	19.126	159	18.635	213		28	52.352	19.408	174	16.181	210	16.763	218	251
2	56.284	21.572	173	17.045	191	17.667	216	201	29	52.188	19.337	175	16.130	209	16.721	219	251
3	56.025	20.775	174	17.447	179	17.803	216	206	30	52.711	19.395	177	16.599	210	16.717	218	249
4	55.145	20.681	174	16.965	190	17.499	218	212	31	52.648	19.460	176	16.281	209	16.907	218	244
5	54.151	20.130	174	16.660	207	17.361	217	214	32	1:05.331	19.392	175	16.407	210			250
6	53.530	19.932	175	16.416	207	17.182	217	229	33	3:26.608	2:51.035	174	17.882	184	17.691	217	136
7	53.265	19.870	175	16.377	211	17.018	218	226	34	55.431	21.038	154	17.088	206	17.305	217	220
8	53.952	20.183	174	16.548	208	17.221	219	216	35	53.181	19.781	175	16.458	208	16.942	218	233
9	53.998	20.231	175	16.692	209	17.075	217	230	36	52.456	19.339	175	16.300	209	16.817	219	250
10	53.542	19.725	175	16.563	208	17.254	218	240	37	52.312	19.272	175	16.199	209	16.841	218	250
11	52.922	19.642	174	16.399	210	16.881	218	241	38	52.189	19.212	175	16.183	210	16.794	219	251
12	52.936	19.698	175	16.344	209	16.894	217	241	39	52.256	19.386	174	16.101	211	16.769	218	249
13	52.730	19.584	175	16.239	209	16.907	218	240	40	52.375	19.341	174	16.150	209	16.884	219	249
14	1:05.625	19.631	175	16.398	209			247	41	52.203	19.224	176	16.177	209	16.802	218	251
15	3:30.035	2:56.334	174	16.661	208	17.040	217	171	42	1:07.481	20.338	176	16.774	208			213
16	52.560	19.558	175	16.234	208	16.768	218	246	43	2:41.947	2:08.662	175	16.383	209	16.902	219	169
17	52.527	19.386	174	16.256	209	16.885	218	249	44	52.144	19.369	176	16.097	211	16.678	219	250
18	52.359	19.417	175	16.146	209	16.796	218	251	45	52.093	19.255	176	16.139	210	16.699	220	251
19	52.869	19.376	176	16.566	209	16.927	219	250	46	52.086	19.217	176	16.091	210	16.778	216	249
20	52.308	19.311	175	16.260	210	16.737	218	251	47	52.511	19.683	177	16.231	210	16.597	220	252
21	52.255	19.335	175	16.186	210	16.734	219	253	48	51.860	19.205	176	16.063	211	16.592	220	254
22	1:05.321	19.360	175	16.457	209			249	49	52.049	19.161	176	16.054	211	16.834	221	253
23	3:10.785	2:37.485	175	16.476	208	16.824	217	161	50	1:00.748	19.364	176	21.218	78	20.166	219	251
24	52.220	19.400	175	16.102	209	16.718	218	247	51	51.948	19.195	176	16.097	209	16.656	220	255
25	52.283	19.362	175	16.105	209	16.816	218	250	52	52.148	19.083	175	16.056	211	17.009	220	254
26	52.237	19.378	175	16.098	209	16.761	218	250	53	1:05.366	19.080	175	16.381	210			256
27	52.098	19.336	174	16.141	209	16.621	218	251									

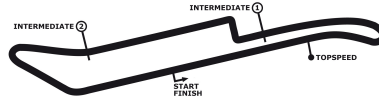
93 Jaxon Evans , Porsche 911 GT3 Cup Rookie-Wertung / AUS									theoretical besttime: 51.956								
Lap	Time	S1	V1	S2	V2	S3	V3	Vmax	Lap	Time	S1	V1	S2	V2	S3	V3	Vmax
1	2:08.354		124	21.368	135	19.499	193		25	52.350	19.278	173	16.193	208	16.879	216	251
2	59.495	23.150	158	18.341	186	18.004	203	180	26	52.409	19.330	174	16.159	208	16.920	217	251
3	1:00.592	23.234	163	19.496	177	17.862	217	172	27	52.235	19.390	175	16.073	208	16.772	217	251
4	54.624	20.394	174	16.799	203	17.431	216	217	28	53.346	19.773	176	16.325	208	17.248	218	253
5	54.194	20.167	174	16.669	198	17.358	218	219	29	1:10.760	21.535	177	18.655	186			252
6	54.393	20.269	173	16.711	199	17.413	217	208	30	6:24.779	5:50.402	172	16.851	181	17.526	219	158
7	53.842	20.255	173	16.397	205	17.190	218	212	31	53.024	19.844	173	16.218	207	16.962	218	219
8	53.603	20.325	173	16.243	208	17.035	217	221	32	52.924	19.790	175	16.211	209	16.923	217	251
9	53.662	20.067	174	16.380	203	17.215	217	222	33	52.624	19.385	174	16.219	209	17.020	218	251
10	55.413	20.394	175	17.415	204	17.604	217	214	34	53.026	19.708	174	16.300	203	17.018	217	240
11	54.080	20.167	174	16.683	204	17.230	218	215	35	52.296	19.313	174	16.102	209	16.881	218	249
12	53.370	20.099	174	16.289	209	16.982	218	229	36	1:06.836	19.463	174	16.184	210			247
13	53.941	20.064	174	16.478	196	17.399	217	222	37	8:57.295	8:22.108	157	17.650	190	17.537	212	105
14	53.158	19.918	174	16.309	210	16.931	217	232	38	55.527	21.688	174	16.600	200	17.239	217	200
15	53.983	20.112	174	16.439	189	17.432	216	227	39	52.377	19.460	175	16.197	208	16.720	218	247
16	52.902	19.742	173	16.220	209	16.940	217	240	40	52.189	19.286	174	16.132	208	16.771	219	249
17	53.138	19.716	174	16.299	210	17.123	218	242	41	51.974	19.191	175	16.073	209	16.710	219	253
18	1:07.799	19.786	174	16.520	180			236	42	52.227	19.220	175	16.057	209	16.950	218	254
19	4:14.093	3:32.902	122	21.757	138	19.434	218	131	43	52.034	19.189	175	16.106	209	16.739	218	252
20	59.205	24.166	173	17.600	199	17.439	216	231	44	52.152	19.230	174	16.091	209	16.831	219	253
21	53.794	19.932	173	16.607	208	17.255	216	230	45	52.048	19.198	175	16.064	209	16.786	219	253
22	53.066	19.728	174	16.275	207	17.063	217	242	46	54.297	19.300	176	16.705	176	18.292	221	253
23	52.554	19.445	174	16.204	207	16.905	217	249	47	1:16.943	26.523	112	23.085	123		78	146
24	53.162	19.745	174	16.349	208	17.068	217	251									

DTM Norisring

Norisring, length 2300 m

05. - 07.07.2019

Porsche Carrera Cup Deutschland



PORSCHE

CARRERA CUP DEUTSCHLAND

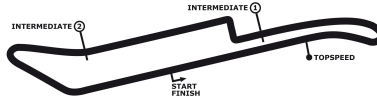
DMSB-Reg.No.: 173/19

Lap Analysis free practice, 05.07.2019

94 Jannes Fittje , Porsche 911 GT3 Cup Rookie-Wertung / DEU									theoretical besttime: 51.867								
Lap	Time	S1	V1	S2	V2	S3	V3	Vmax	Lap	Time	S1	V1	S2	V2	S3	V3	Vmax
1	1:59.953		137	20.288	156	19.703	190		28	1:08.615	20.231	173	16.972	202			218
2	58.503	22.887	169	17.791	188	17.825	214	177	29	5:47.544	5:12.012	132	18.088	182	17.444	215	127
3	55.922	21.127	171	17.444	207	17.351	216	204	30	53.983	20.375	173	16.467	208	17.141	216	216
4	54.853	20.545	173	17.039	203	17.269	216	219	31	54.284	19.783	174	16.540	162	17.961	216	239
5	57.469	21.922	138	18.285	182	17.262	217	204	32	52.570	19.506	173	16.276	209	16.788	218	245
6	55.335	20.682	174	17.231	202	17.422	216	211	33	52.604	19.377	174	16.332	208	16.895	217	250
7	54.781	20.923	173	16.708	204	17.150	217	205	34	52.869	19.596	174	16.441	209	16.832	217	247
8	54.731	20.728	174	16.790	208	17.213	217	223	35	53.412	20.037	174	16.687	209	16.688	217	221
9	54.157	20.040	173	16.871	209	17.246	216	225	36	1:07.071	19.702	174	16.501	208			248
10	54.165	20.392	174	16.730	209	17.043	219	238	37	3:42.592	3:07.430	160	17.517	194	17.645	211	128
11	53.614	20.073	173	16.503	209	17.038	216	238	38	53.910	20.181	173	16.738	207	16.991	217	227
12	53.670	19.864	173	16.592	209	17.214	217	235	39	52.847	19.579	175	16.341	209	16.927	216	249
13	53.455	19.846	174	16.492	209	17.117	217	236	40	52.509	19.470	174	16.203	208	16.836	218	249
14	53.499	20.052	173	16.533	209	16.914	217	244	41	54.037	19.641	174	16.447	180	17.949	218	246
15	53.570	20.001	174	16.506	209	17.063	216	245	42	52.266	19.378	174	16.117	210	16.771	219	250
16	53.082	19.853	172	16.327	208	16.902	216	244	43	54.813	20.593	174	16.832	194	17.388	217	202
17	52.835	19.626	173	16.368	208	16.841	216	242	44	53.424	19.758	174	16.754	209	16.912	219	241
18	1:08.123	19.632	173	16.687	205			245	45	53.385	20.100	174	16.482	209	16.803	218	230
19	4:37.795	4:02.579	152	17.710	194	17.506	213	124	46	52.177	19.350	174	16.144	209	16.683	219	251
20	54.633	20.444	172	17.004	200	17.185	215	217	47	52.072	19.369	174	16.070	209	16.633	219	252
21	53.758	20.096	172	16.638	208	17.024	217	226	48	52.175	19.273	174	16.089	211	16.813	219	253
22	53.364	19.859	173	16.437	208	17.068	217	234	49	55.332	21.832	169	16.660	209	16.840	219	188
23	53.307	19.854	173	16.359	208	17.094	216	235	50	52.285	19.299	174	16.096	209	16.890	218	253
24	52.831	19.759	173	16.316	208	16.756	216	245	51	53.002	19.164	174	16.121	211	17.717	217	253
25	52.551	19.631	174	16.197	209	16.723	217	246	52	58.403	21.605	174	17.707	152	19.091	220	212
26	52.392	19.483	174	16.219	209	16.690	217	250	53	1:11.495	19.369	174	17.000	169			253
27	53.024	19.336	174	16.225	208	17.463	217	248									

99 Alex Arkin Aka , Porsche 911 GT3 Cup Rookie-Wertung / DEU									theoretical besttime: 52.586								
Lap	Time	S1	V1	S2	V2	S3	V3	Vmax	Lap	Time	S1	V1	S2	V2	S3	V3	Vmax
1	1:55.445		138	20.418	154	19.234	195		29	54.519	20.188	174	16.817	206	17.514	220	244
2	59.676	22.967	155	18.625	174	18.084	214	180	30	1:11.556	19.662	175	17.939	177			240
3	57.099	21.366	173	17.702	185	18.031	213	190	31	3:40.699	3:02.100	148	19.576	157	19.023	212	107
4	56.083	20.843	172	17.551	197	17.689	216	202	32	1:00.230	23.065	150	18.750	158	18.415	216	182
5	56.454	21.426	172	17.422	197	17.606	216	192	33	58.519	22.550	175	17.486	177	18.483	217	190
6	59.445	22.263	173	17.309	197	19.873	218	172	34	55.650	21.052	176	17.158	195	17.440	216	211
7	56.312	21.052	173	17.356	199	17.904	216	212	35	54.286	20.073	175	16.814	207	17.399	216	228
8	56.115	20.791	174	17.369	201	17.955	217	212	36	54.169	19.934	173	16.956	205	17.279	216	239
9	54.976	20.578	174	16.991	206	17.407	218	212	37	53.562	19.694	173	16.550	208	17.318	216	242
10	56.992	21.018	173	17.857	191	18.117	219	209	38	55.749	19.696	174	16.511	209	19.542	216	239
11	55.218	20.626	175	17.169	208	17.423	217	207	39	53.764	19.917	175	16.742	208	17.105	218	226
12	54.855	20.522	175	17.102	208	17.231	218	226	40	53.058	19.737	174	16.449	210	16.872	216	241
13	54.387	20.249	175	16.855	204	17.283	218	215	41	52.809	19.477	175	16.306	209	17.026	219	245
14	1:07.249	20.021	174	16.748	205			226	42	54.498	19.478	176	16.340	209	18.680	219	247
15	3:00.895	2:25.284	174	17.236	190	18.375	219	151	43	1:07.433	19.750	176	16.694	183			239
16	54.003	20.067	175	16.813	206	17.123	218	228	44	4:08.779	3:34.147	174	17.194	193	17.438	219	101
17	53.432	19.750	174	16.574	208	17.108	218	235	45	54.430	20.083	174	16.933	189	17.414	219	222
18	53.507	19.793	175	16.667	209	17.047	218	238	46	53.282	19.579	177	16.362	209	17.341	219	240
19	53.950	19.766	173	16.701	208	17.483	216	236	47	52.992	19.673	175	16.389	208	16.930	220	238
20	53.961	19.785	175	16.656	207	17.520	217	232	48	53.037	19.482	175	16.335	211	17.220	218	240
21	53.655	19.798	174	16.744	207	17.113	218	234	49	54.310	20.661	172	16.656	209	16.993	219	224
22	53.703	19.810	175	16.526	206	17.367	218	234	50	54.958	20.065	174	17.614	174	17.279	218	238
23	53.531	19.794	174	16.581	209	17.156	218	236	51	53.820	20.296	177	16.396	210	17.128	221	244
24	53.365	19.700	174	16.631	209	17.034	219	237	52	52.866	19.546	175	16.372	209	16.948	217	249
25	53.173	19.675	174	16.451	209	17.047	219	239	53	59.135	24.551	173	17.265	206	17.319	218	247
26	53.269	19.532	174	16.599	208	17.138	218	243	54	52.736	19.519	174	16.237	209	16.980	218	244
27	53.116	19.612	175	16.382	209	17.122	219	240	55	1:08.240	19.497	175	16.285	207			239
28	53.308	19.615	176	16.503	209	17.190	219	235									

DTM Norisring
Norisring, length 2300 m
05. - 07.07.2019



PORSCHE
CARRERA CUP
DEUTSCHLAND

Porsche Carrera Cup Deutschland

DMSB-Reg.No.: 173/19

Best Sector Times free practice

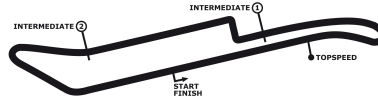
Pos.	sector 1			sector 2			sector 3			theoretical and best lap time				
	No	Driver	Time	No	Driver	Time	No	Driver	Time	No	Driver	theoretical	Best	Pos
1	13	ten Voorde L.	18.898	2	Andlauer J.	15.936	13	ten Voorde L.	16.514	13	ten Voorde L.	51.442	51.635	1
2	8	Malja G.	19.079	20	Skoog H.	15.954	1	Ammermüller M.	16.583	20	Skoog H.	51.661	51.661	2
3	92	Rettenbacher L.	19.080	37	Walilko I.	15.994	27	Simmenauer J.	16.588	8	Malja G.	51.724	51.834	4
4	20	Skoog H.	19.095	9	van Lagen J.	16.003	92	Rettenbacher L.	16.592	92	Rettenbacher L.	51.726	51.860	6
5	15	Besler B.	19.113	77	Köhler L.	16.005	8	Malja G.	16.597	2	Andlauer J.	51.746	51.818	3
6	14	Wolf T.	19.118	22	Schöll N.	16.016	50	Zimmermann T.	16.598	14	Wolf T.	51.763	52.088	15
7	87	Wagner R.	19.130	1	Ammermüller M.	16.025	20	Skoog H.	16.612	1	Ammermüller M.	51.767	51.851	5
8	37	Walilko I.	19.130	14	Wolf T.	16.029	14	Wolf T.	16.616	37	Walilko I.	51.769	51.929	8
9	50	Zimmermann T.	19.141	13	ten Voorde L.	16.030	2	Andlauer J.	16.622	50	Zimmermann T.	51.852	51.970	9
10	1	Ammermüller M.	19.159	8	Malja G.	16.048	94	Fittje J.	16.633	94	Fittje J.	51.867	52.072	14
11	94	Fittje J.	19.164	3	Pereira D.	16.053	87	Wagner R.	16.643	87	Wagner R.	51.892	52.185	16
12	5	Kolkmann D.	19.172	92	Rettenbacher L.	16.054	37	Walilko I.	16.645	77	Köhler L.	51.902	51.915	7
13	2	Andlauer J.	19.188	93	Evans J.	16.057	77	Köhler L.	16.650	27	Simmenauer J.	51.914	52.018	11
14	93	Evans J.	19.189	94	Fittje J.	16.070	5	Kolkmann D.	16.684	93	Evans J.	51.956	51.974	10
15	27	Simmenauer J.	19.223	15	Besler B.	16.088	93	Evans J.	16.710	5	Kolkmann D.	51.959	52.028	13
16	6	Rivas C.	19.246	27	Simmenauer J.	16.103	23	Henkefend L.	16.713	22	Schöll N.	52.013	52.023	12
17	77	Köhler L.	19.247	5	Kolkmann D.	16.103	22	Schöll N.	16.745	15	Besler B.	52.031	52.237	18
18	3	Pereira D.	19.251	23	Henkefend L.	16.108	9	van Lagen J.	16.751	3	Pereira D.	52.076	52.187	17
19	22	Schöll N.	19.252	50	Zimmermann T.	16.113	3	Pereira D.	16.772	9	van Lagen J.	52.195	52.298	20
20	17	Ertl L.	19.276	87	Wagner R.	16.119	6	Rivas C.	16.773	6	Rivas C.	52.204	52.298	19
21	67	Daum S.	19.312	33	Rehkopf S.	16.166	15	Besler B.	16.830	23	Henkefend L.	52.217	52.364	21
22	33	Rehkopf S.	19.361	67	Daum S.	16.174	67	Daum S.	16.831	17	Ertl L.	52.313	52.417	22
23	23	Henkefend L.	19.396	17	Ertl L.	16.176	33	Rehkopf S.	16.832	67	Daum S.	52.317	52.521	23
24	9	van Lagen J.	19.441	6	Rivas C.	16.185	17	Ertl L.	16.861	33	Rehkopf S.	52.359	52.587	24
25	99	Aka A.	19.477	88	Barr R.	16.236	99	Aka A.	16.872	99	Aka A.	52.586	52.736	25
26	10	Jeserich M.	19.505	99	Aka A.	16.237	10	Jeserich M.	16.930	10	Jeserich M.	52.749	53.158	28
27	7	Donchev G.	19.577	44	Kaibach S.	16.300	7	Donchev G.	16.957	88	Barr R.	52.840	52.929	26
28	88	Barr R.	19.603	10	Jeserich M.	16.314	44	Kaibach S.	16.958	44	Kaibach S.	52.863	53.053	27
29	44	Kaibach S.	19.605	7	Donchev G.	16.439	88	Barr R.	17.001	7	Donchev G.	52.973	53.208	29
30	66	Sczepansky A.	19.618	66	Sczepansky A.	16.470	66	Sczepansky A.	17.087	66	Sczepansky A.	53.175	53.361	30

DTM Norisring

Norisring, length 2300 m

05. - 07.07.2019

Porsche Carrera Cup Deutschland



PORSCHE

CARRERA CUP DEUTSCHLAND

Topspeed free practice, 05.07.2019

DMSB-Reg.No.: 173/19

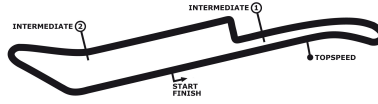
Car No.	Driver	Make	Speed km/h
13	Larry ten Voorde	Porsche 911 GT3 Cup	257
20	Henric Skoog	Porsche 911 GT3 Cup	256
92	Luca Rettenbacher	Porsche 911 GT3 Cup	256
22	Nicolas Schöll	Porsche 911 GT3 Cup	255
37	Igor Walilko	Porsche 911 GT3 Cup	255
3	Dylan Pereira	Porsche 911 GT3 Cup	255
2	Julien Andlauer	Porsche 911 GT3 Cup	255
14	Toni Wolf	Porsche 911 GT3 Cup	255
5	David Kolkmann	Porsche 911 GT3 Cup	254
8	Gustav Malja	Porsche 911 GT3 Cup	254
87	Richard Wagner	Porsche 911 GT3 Cup	254
93	Jaxon Evans	Porsche 911 GT3 Cup	254
6	Carlos Rivas	Porsche 911 GT3 Cup	254
1	Michael Ammermüller	Porsche 911 GT3 Cup	253
50	Tim Zimmermann	Porsche 911 GT3 Cup	253
33	Stefan Rehkopf	Porsche 911 GT3 Cup	253
94	Jannes Fittje	Porsche 911 GT3 Cup	253
67	Sebastian Daum	Porsche 911 GT3 Cup	253
27	Jean-Baptiste Simmenau	Porsche 911 GT3 Cup	253
23	Louis Henkefend	Porsche 911 GT3 Cup	253
15	Berkay Besler	Porsche 911 GT3 Cup	252
77	Leon Köhler	Porsche 911 GT3 Cup	252
17	Lukas Ertl	Porsche 911 GT3 Cup	252
7	Georgi Donchev	Porsche 911 GT3 Cup	251
9	Jaap van Lagen	Porsche 911 GT3 Cup	251
66	Andreas Sczepansky	Porsche 911 GT3 Cup	250
99	Alex Arkin Aka	Porsche 911 GT3 Cup	249
44	Sandro Kaibach	Porsche 911 GT3 Cup	247
10	Matthias Jeserich	Porsche 911 GT3 Cup	247
88	Reece Barr	Porsche 911 GT3 Cup	246

DTM Norisring

Norisring, length 2300 m

05. - 07.07.2019

Porsche Carrera Cup Deutschland




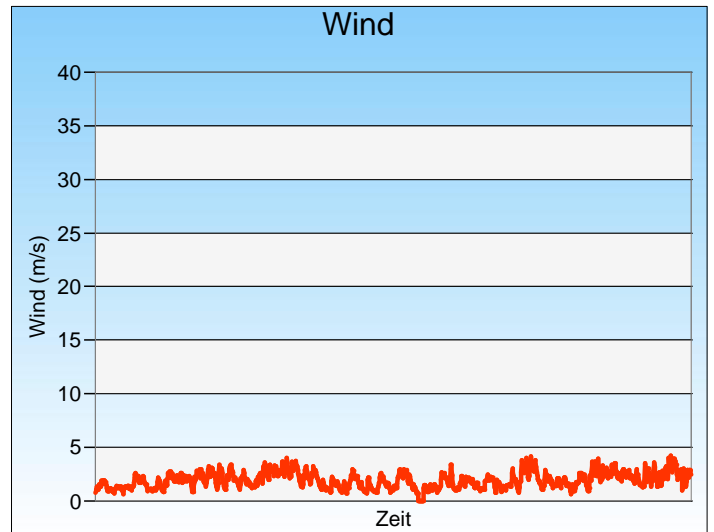
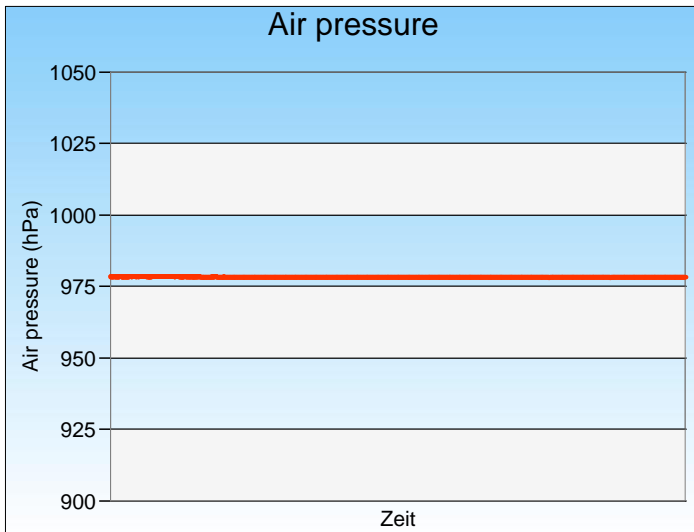
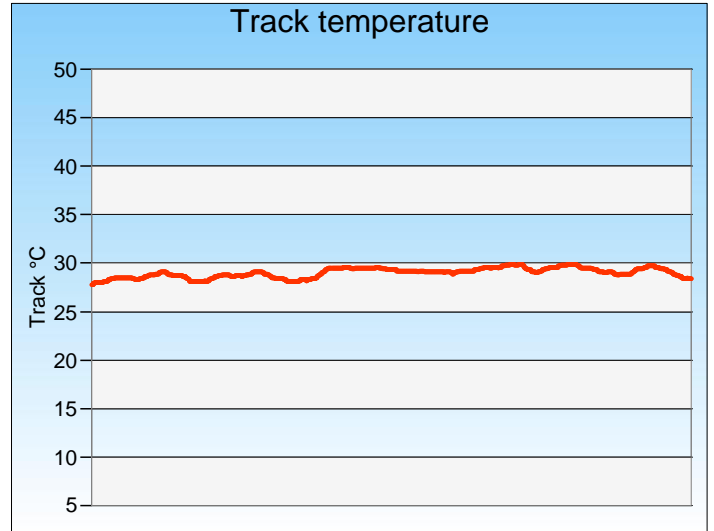
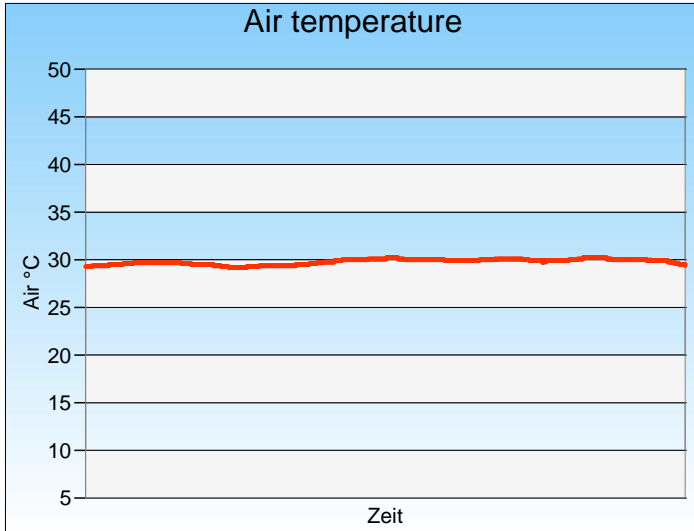
PORSCHE

CARRERA CUP DEUTSCHLAND

Weather free practice

DMSB-Reg.No.: 173/19

05.07.2019, 11:55:00 - 12:55:00



Weather:

