

Porsche Carrera Cup
85^e Edition des 24 Heures du Mans
Race (45')

FINAL

Suspended

Final Classification

Drivers	Nat	Team	Vehicle	Class	Laps	Total Time	Gap	Kph	Lap	Time	Kph
1901 Dan CARMISH	GBR	Redline Racing		A	9	45:10.716	- 162.9	5	4:09.353	196.8	
2908 Dino ZAMPARELLI	GBR	JTR		A	9	45:11.321	+0.605 162.9	8	4:08.772	197.2	
3 21 Alessio ROVERA	ITA	Tsunami RT		A	9	45:11.522	+0.806 162.9	8	4:08.908	197.1	
* 4915 Tom OLIPHANT	GBR	Team Redline Racing		A	9	45:15.422	+4.706 162.6	5	4:09.013	197.0	
5 9 Joffrey DE NARDA	FRA	Sebastien Loeb Racing		A	9	45:15.758	+5.042 162.6	9	4:08.834	197.2	
6 27 Valentin HASSE-CLOT	FRA	Sebastien Loeb Racing		A	9	45:16.723	+6.007 162.5	5	4:08.474	197.5	
7 86 Philipp MORIN	SWE	Martinet by Almeras		A	9	45:17.245	+6.529 162.5	9	4:09.472	196.7	
8 53 Ayhancan GÜVEN	TUR	Toksport WRT		A	9	45:17.358	+6.642 162.5	8	4:08.717	197.3	
9 7 Vincent BELTOISE	FRA	Sainteloc		A	9	45:19.476	+8.760 162.4	4	4:09.984	196.3	
10981 Euan MCKAY	GBR	Team Redline		A	9	45:20.440	+9.724 162.3	5	4:09.093	197.0	
11911 Christophe LAPIERRE	FRA	Sebastien Loeb Racing		B	9	45:26.463	+15.747 162.0	5	4:10.107	196.2	
12 55 Nicoles MISLIN	FRA	Martinet by Almeras		B	9	45:31.534	+20.818 161.7	4	4:10.315	196.0	
13959 Ross WYLIE	GBR	Slidesports		A	9	45:35.451	+24.735 161.4	5	4:11.569	195.0	
14 11 Roar LINDLAND	NOR	Sebastien Loeb Racing		B	9	45:36.320	+25.604 161.4	9	4:10.648	195.8	
15 1 Lucile CYPRIANO	FRA	Racing Technology		A	9	45:37.523	+26.807 161.3	9	4:12.347	194.4	
16902 Alex MARTIN	GBR	Team Parker Racing		B	9	45:43.608	+32.892 160.9	8	4:12.488	194.3	
17 15 Thomas NICOLLE	FRA	Tsunami RT		B	9	45:45.022	+34.306 160.9	5	4:12.626	194.2	
18 33 Yannick HOOGAARS	BEL	Speedlover		A	9	45:48.975	+38.259 160.6	5	4:12.760	194.1	
19 88 Stéphane DENOUAL	FRA	Martinet by Almeras		B	9	45:53.505	+42.789 160.4	9	4:13.283	193.7	
20 20 Pierre PIRON	BEL	Mediacom		B	9	45:54.895	+44.179 160.3	5	4:13.186	193.8	
21919 Tom WRIGLEY	GBR	In2 Racing		A	9	45:55.213	+44.497 160.3	8	4:12.495	194.3	
22 12 Enzo SAMON	FRA	Sainteloc		A	9	45:56.275	+45.559 160.2	5	4:13.339	193.7	
23928 Charlie EASTWOOD	IRL	Redline Racing		A	9	46:01.767	+51.051 159.9	8	4:07.241	198.4	
24555 Julien ANDLAUER	FRA	Martinet by Almeras		A	9	46:02.493	+51.777 159.8	8	4:09.746	196.5	
25 99 Dylan DERDAELE	BEL	Belgium Racing		A	9	46:03.977	+53.261 159.8	8	4:12.867	194.0	
26 2 Jurgen VAN HOVER	BEL	Speedlover		A	9	46:05.992	+55.276 159.6	5	4:14.512	192.8	
27907 Justin SHERWOOD	GBR	Team Parker Racing		B	9	46:07.979	+57.263 159.5	8	4:13.296	193.7	
28 5 Jesse VAN KUIJK	NLD	GP Elite		A	9	46:09.253	+58.537 159.5	5	4:13.834	193.3	
29 4 Menno VAN DE GRIJSPAARDE	NLD	GP Elite		B	9	46:17.824	+1:07.108 159.0	9	4:15.534	192.0	
30 83 Cenk CEYISAKAR	TUR	DVB Racing		B	9	46:20.736	+1:10.020 158.8	9	4:16.472	191.3	
31922 Peter KYLE-HENNEY	GBR	In2 Racing		B	9	46:21.924	+1:11.208 158.7	8	4:14.848	192.5	
32777 Satoshi HOSHINO	JPN	Dinamic Motorsport SRL		B	9	46:26.297	+1:15.581 158.5	7	4:16.189	191.5	
33 3 Ziad GERIS	NLD	GP Elite		B	9	46:27.690	+1:16.974 158.4	7	4:17.205	190.8	
34 35 Ümit ÜLKÜ	TUR	Toksport WRT		B	9	46:38.303	+1:27.587 157.8	7	4:19.217	189.3	
35 37 John DE WILDE	BEL	Speedlover		B	9	46:41.584	+1:30.868 157.6	4	4:21.113	187.9	
36 6 Yves NOEL	BEL	Car Tuning Lease Motorsport		B	9	46:42.166	+1:31.450 157.6	8	4:20.067	188.7	
37 49 Wim MEULDERS	BEL	Speedlover		B	9	46:43.260	+1:32.544 157.5	4	4:19.724	188.9	
38 44 Benoit FRETIN	FRA	Racing Technology		B	9	46:43.492	+1:32.776 157.5	8	4:19.915	188.8	
39923 Iain DOCKERILL	GBR	Asset Advantage Racing		B	9	46:43.728	+1:33.012 157.5	8	4:19.070	189.4	
40127 Vincent DESPRIET	BEL	Speedlover		B	9	46:44.961	+1:34.245 157.4	8	4:19.582	189.0	
41 56 Howard BLANK	USA	RMS		B	9	47:01.293	+1:50.577 156.5	9	4:21.061	187.9	
42 23 Paul TRESIDDER	AUS	Imsa Performance		B	9	47:01.869	+1:51.153 156.5	9	4:20.940	188.0	
43931 Shamus JENNINGS	GBR	G - Cat Racing		B	9	47:07.506	+1:56.790 156.2	7	4:19.287	189.2	
44 8 Yadel OSKAN	TUR	DVB Racing		B	9	47:13.665	+2:02.949 155.8	8	4:22.962	186.6	
45933 Matt TELLING	GBR	Welch Motorsport		B	9	47:32.390	+2:21.674 154.8	4	4:25.496	184.8	
46904 Peter PARSONS	GBR	The Race Car Centre		B	9	47:38.078	+2:27.362 154.5	8	4:21.786	187.4	
47 97 Philippe RICHARD	FRA	Belgium Racing		B	9	47:48.529	+2:37.813 153.9	9	4:31.599	180.7	
48917 Jeroen KREEFT	NLD	Squadra Aragoستا by PG Motorsport		B	9	48:18.568	+3:07.852 152.3	4	4:37.442	176.8	
49 19 Marc CINI	AUS	Imsa Performance		B	8	46:53.257	1 Lap 139.5	8	4:18.034	190.1	
50991 Dan MCKAY	GBR	Team Redline		A	6	33:05.925	3 Laps 148.2	3	4:12.019	194.7	

Not classified:

98 Glenn VAN PARIJS	BEL	Belgium Racing	B	4	21:52.127			3	4:15.816	191.8
942 Graeme MUNDY	GBR	Team Parker Racing	B	4	21:56.198			4	4:13.888	193.3
949 Rupert MARTIN	GBR	Team Parker Racing	B	4	22:33.716			4	4:24.979	185.2
10 Florian LATORRE	FRA	Martinet by Almeras	A	1	7:19.868					
17 Miguel PALUDO	BRA	Dinamic Motorsport SRL	B							
28 Xavier MAASSEN	NLD	DVB Racing	A							
85 Antoine JUNG	FRA	Team Vendée Auto Sport	A							
888 Egidio PERFETTI	NOR	Mentos Racing	B							
976 Greg CATON	GBR	G - Cat Racing	B							
977 Lewis PLATO	GBR	JTR	A							
999 Tio ELLINAS	CYP	JTR	A							

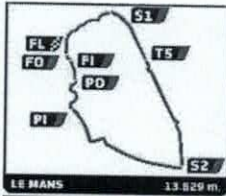
twincias
700

G. LORIEUX

A. VERCAUTEREN

WAF 20094

Published at 16h 00



Porsche Carrera Cup
85^e Edition des 24 Heures du Mans
Race (45')

FINAL

Final Classification

Suspended

Drivers	Nat	Team	Vehicle	Class	Laps	Total Time	Gap	Kph	Best Lap	Lap Time	Kph
Pole Position			LATORRE, Florian						4:08.576		
Fastest Lap			Lap 8	Charlie EASTWOOD					4:07.241		198.4 Kph

* positions 4 and up
suspended by the appeal
against decision n° 9

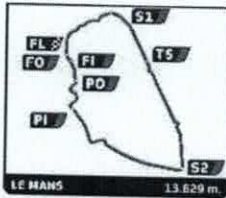
5 seconds penalty to car 53 due to Stewards Decision #9

Published at: *16h00*

Track Status: **DRY**

Stewards: <i>E. NICOLAS</i> <i>[Signature]</i>	G. LORIEUX <i>[Signature]</i>	A. VERCAUTEREN <i>[Signature]</i>	Timekeeper: <i>[Signature]</i>
--	----------------------------------	--------------------------------------	-----------------------------------

[Signature]
KNAF 21094



Porsche Carrera Cup
85^e Edition des 24 Heures du Mans
Race

FINAL

Final Classification by Class

Suspended

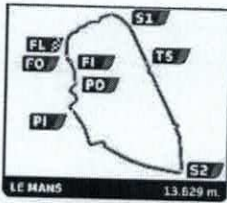
Nr. Driver	Nat	Team	Car	Time	Lap Total	Gap	Kph
A							
1 901 Dan CARMISH	GBR	Redline Racing		4:09.353	5 9		196.8
2 908 Dino ZAMPARELLI	GBR	JTR		4:08.772	8 9	+0.605 +0.605	197.2
3 21 Alessio ROVERA	ITA	Tsunami RT		4:08.908	8 9	+0.806 +0.201	197.1
* 4 915 Tom OLIPHANT	GBR	Team Redline Racing		4:09.013	5 9	+4.706 +3.900	197.0
5 9 Joffrey DE NARDA	FRA	Sebastien Loeb Racing		4:08.834	9 9	+5.042 +0.336	197.2
6 27 Valentin HASSE-CLOT	FRA	Sebastien Loeb Racing		4:08.474	5 9	+6.007 +0.965	197.5
7 86 Philipp MORIN	SWE	Martinet by Almeras		4:09.472	9 9	+6.529 +0.522	196.7
8 53 Ayhancan GUVEN	TUR	Toksport WRT		4:08.717	8 9	+6.642 +0.113	197.3
9 7 Vincent BELTOISE	FRA	Sainteloc		4:09.984	4 9	+8.760 +2.118	196.3
10 981 Euan MCKAY	GBR	Team Redline		4:09.093	5 9	+9.724 +0.964	197.0
11 959 Ross WYLIE	GBR	Slidesports		4:11.569	5 9	+24.735 +15.011	195.0
12 1 Lucile CYPRIANO	FRA	Racing Technology		4:12.347	9 9	+26.807 +2.072	194.4
13 33 Yannick HOOGAARS	BEL	Speedlover		4:12.760	5 9	+38.259 +11.452	194.1
14 919 Tom WRIGLEY	GBR	In2 Racing		4:12.495	8 9	+44.497 +6.238	194.3
15 12 Enzo SAMON	FRA	Sainteloc		4:13.339	5 9	+45.559 +1.062	193.7
16 928 Charlie EASTWOOD	IRL	Redline Racing		4:07.241	8 9	+51.051 +5.492	198.4
17 555 Julien ANDLAUER	FRA	Martinet by Almeras		4:09.746	8 9	+51.777 +0.726	196.5
18 99 Dylan DERDAELE	BEL	Belgium Racing		4:12.867	8 9	+53.261 +1.484	194.0
19 2 Jurgen VAN HOVER	BEL	Speedlover		4:14.512	5 9	+55.276 +2.015	192.8
20 5 Jesse VAN KUIJK	NLD	GP Elite		4:13.834	5 9	+58.537 +3.261	193.3
21 991 Dan MCKAY	GBR	Team Redline		4:12.019	3 6	3 Laps 3 Laps	194.7
<i>Not classified:</i>							
10 Florian LATORRE	FRA	Martinet by Almeras			1	3 Laps 3 Laps	
28 Xavier MAASSEN	NLD	DVB Racing					
85 Antoine JUNG	FRA	Team Vendee Auto Sport					
977 Lewis PLATC	GBR	JTR					
999 Tio ELLINAS	CYP	JTR					
B							
1 911 Christophe LAPIERRE	FRA	Sebastien Loeb Racing		4:10.107	5 9		196.2
2 55 Nicolas MISSLIN	FRA	Martinet by Almeras		4:10.315	4 9	+5.071 +5.071	196.0
3 11 Roar LINDLAND	NOR	Sebastien Loeb Racing		4:10.648	9 9	+9.857 +4.786	195.8
4 902 Alex MARTIN	GBR	Team Parker Racing		4:12.488	8 9	+17.145 +7.288	194.3
5 15 Thomas NICOLLE	FRA	Tsunami RT		4:12.626	5 9	+18.559 +1.414	194.2
6 88 Stéphane DENOUAL	FRA	Martinet by Almeras		4:13.283	9 9	+27.042 +8.483	193.7
7 20 Pierre PIRON	BEL	Mediacom		4:13.186	5 9	+28.432 +1.390	193.8
8 907 Justin SHERWOOD	GBR	Team Parker Racing		4:13.296	8 9	+41.516 +13.084	193.7
9 4 Menno VAN DE GRUSPAARDE	NLD	GP Elite		4:15.534	9 9	+51.361 +9.845	192.0
10 83 Cenk CEYISAKAR	TUR	DVB Racing		4:16.472	9 9	+54.273 +2.912	191.3
11 922 Peter KYLE-HENNEY	GBR	In2 Racing		4:14.848	8 9	+55.461 +1.188	192.5
12 777 Satoshi HOSHINO	JPN	Dinamic Motorsport SRL		4:16.189	7 9	+59.834 +4.373	191.5
13 3 Ziad GERIS	NLD	GP Elite		4:17.205	7 9	+1'01.227 +1.393	190.8
14 35 Umit ULKU	TUR	Toksport WRT		4:19.217	7 9	+1'11.840 +10.613	189.3
15 37 John DE WILDE	BEL	Speedlover		4:21.113	4 9	+1'15.121 +3.281	187.9
16 6 Yves NOEL	BEL	Car Tuning Lease Motorsport		4:20.067	8 9	+1'15.703 +0.582	188.7
17 49 Wim MEULDERS	BEL	Speedlover		4:19.724	4 9	+1'16.797 +1.094	188.9
18 44 Benoit FRETIN	FRA	Racing Technology		4:19.915	8 9	+1'17.029 +0.232	188.8
19 923 Iain DOCKERILL	GBR	Asset Advantage Racing		4:19.070	8 9	+1'17.265 +0.236	189.4
20 127 Vincent DESPRIET	BEL	Speedlover		4:19.582	8 9	+1'18.498 +1.233	189.0
21 56 Howard BLANK	USA	RMS		4:21.061	9 9	+1'34.830 +16.332	187.9
22 23 Paul TRESIDDER	AUS	Imsa Performance		4:20.940	9 9	+1'35.406 +0.576	188.0
23 931 Shamus JENNINGS	GBR	G - Cat Racing		4:19.287	7 9	+1'41.043 +5.637	189.2
24 8 Yadel OSKAN	TUR	DVB Racing		4:22.962	8 9	+1'47.202 +6.159	186.6
25 933 Matt TELLING	GBR	Welch Motorsport		4:25.496	4 9	+2'05.927 +18.725	184.8
26 904 Peter PARSONS	GBR	The Race Car Centre		4:21.786	8 9	+2'11.615 +5.688	187.4
27 97 Philippe RICHARD	FRA	Belgium Racing		4:31.599	9 9	+2'22.066 +10.451	180.7
28 917 Jeroen KREEFT	NLD	Squadra Aragosta by PG Motorsport		4:37.442	4 9	+2'52.105 +30.039	176.8
29 19 Marc CINI	AUS	Imsa Performance		4:18.034	8 8	1 Laps 1 Laps	190.1
<i>Not classified:</i>							
98 Glenn VAN PARIJS	BEL	Belgium Racing		4:15.816	3 4	3 Laps 1 Laps	191.8
942 Graeme MUNDY	GBR	Team Parker Racing		4:13.888	4 4		193.3
949 Rupert MARTIN	GBR	Team Parker Racing		4:24.979	4 4	3 Laps +27.518	185.2
17 Miguel PALUDO	BRA	Dinamic Motorsport SRL					
888 Egidio PERFETTI	NOR	Mentos Racing					
976 Greg CATON	GBR	G - Cat Racing					

C. NICOLAS
[Signature]

G. LORIEUX
[Signature]

A. VERCAUTEREN
[Signature]

[Signature]
KNAF21094



Porsche Carrera Cup
85^e Edition des 24 Heures du Mans
Race

FINAL

Final Classification by Class

Suspended

Nr. Driver	Nat	Team	Car	Time	Lap Total	Gap	Kph
------------	-----	------	-----	------	-----------	-----	-----

* positions 4 and up of class A
suspended by the appeal
against decision n° 9

5 seconds penalty to car 53 due to Stewards Decision #9

Published at:

Track Status: **DRY**

Stewards:
ENICOLAS
G. LORIEUX
A. VERCAUTEREN

Timekeeper:
[Signature]

[Signature]
 KNAF 21096