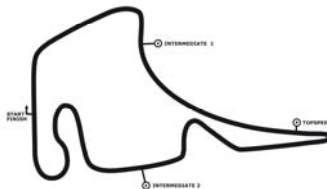


DTM Hockenheim II

Hockenheimring, length 4574 m

14. - 16.10.2016

Porsche Carrera Cup Deutschland



Result race 2, 16.10.2016

DMSB-Reg.No.: 295/16

started : 22

classified : 20

not classified : 2

Pos	No.	Cl.	R	Entrant Driver, Place	Sponsor Make	Lap	Time total	Interval GAP	Avg. Total	fastest Avg.	at Lap	Pts Cl A	Pts Cl B
1	14	A		MRS GT-Racing Christian Engelhart / DEU	Porsche 911 GT3 Cup	18	33:35.865		147.031	1:43.547 159.023	8		20
2	2	A	Rt	Rookie Team Deutsche Post by Proj Nicholas Yelloly / GBR	Porsche 911 GT3 Cup	18	33:39.070	03.205 03.205	146.798	1:44.160 158.088	10		18
3	17	A		KÜS Team 75 Bernhard Matteo Cairoli / ITA	Porsche 911 GT3 Cup	18	33:40.047	04.182 00.977	146.727	1:43.897 158.488	7		16
4	43	G(G)		Cirkus Karlsson Racing Philip Morin / SWE	Porsche 911 GT3 Cup	18	33:42.643	06.778 02.596	146.539	1:44.011 158.314	10		
5	7	A		Konrad Motorsport Sven Müller / DEU	Porsche 911 GT3 Cup	18	33:44.300	08.435 01.657	146.419	1:43.526 159.056	8		14
6	13	B		Team Huber Lechner Racing Wolfgang Triller / DEU	Porsche 911 GT3 Cup	18	33:50.929	15.064 06.629	145.941	1:44.852 157.044	7		20
7	1	A	Rt	Rookie Team Deutsche Post by Proj David Kolkman / DEU	Porsche 911 GT3 Cup	18	33:51.528	15.663 00.599	145.898	1:44.112 158.160	7		12
8	40	G(G)		Fragus BR Motorsport Robin Hansson / SWE	Porsche 911 GT3 Cup	18	33:51.881	16.016 00.353	145.872	1:44.680 157.302	7		
9	6	A		Konrad Motorsport Nick Foster / AUS	Porsche 911 GT3 Cup	18	33:54.737	18.872 02.856	145.668	1:43.868 158.532	6		10
10	39	G(G)		Fragus BR Motorsport Pontus Fredricsson / SWE	Porsche 911 GT3 Cup	18	33:55.072	19.207 00.335	145.644	1:45.201 156.523	7		
11	95	GB(PFI Racing Patrick Skoog / SWE	Porsche 911 GT3 Cup	18	33:59.991	24.126 04.919	145.292	1:46.246 154.984	8		
12	42	GB(Mtech Competition Lars-Bertil Rantzow / SWE	Porsche 911 GT3 Cup	18	34:01.070	25.205 01.079	145.216	1:44.680 157.302	9		
13	8	A	Rt	Konrad Motorsport Luca Rettenbacher / AUT	Porsche 911 GT3 Cup	18	34:01.102	25.237 00.032	145.213	1:44.126 158.139	8		9
14	20	G(G)		PFI Racing Henric Skoog / SWE	Porsche 911 GT3 Cup	18	34:02.262	26.397 01.160	145.131	1:44.738 157.215	7		
15	45	GB(Konrad Motorsport Philipp Sager / AUT	Porsche 911 GT3 Cup	18	34:03.653	27.788 01.391	145.032	1:46.884 154.059	15		
16	21	A	Rt	Team Lechner Huber Racing Dennis Olsen / NOR	Porsche 911 GT3 Cup	18	34:13.873	38.008 10.220	144.310	1:43.897 158.488	7		8
17	9	B		Team Huber Lechner Racing Wolf Nathan / NLD	Porsche 911 GT3 Cup	18	34:21.801	45.936 07.928	143.755	1:44.930 156.927	6		18
18	15	B		MRS GT-Racing Siegfried Venema / DEU	Porsche 911 GT3 Cup	18	34:28.466	52.601 06.665	143.292	1:48.241 152.127	7		16
19	41	GB(Mtech Competition Magnus Öhman / SWE	Porsche 911 GT3 Cup	18	34:56.532	1:20.667 28.066	141.374	1:45.665 155.836	10		
20	44	GB(Cirkus Karlsson Racing Mats Karlsson / SWE	Porsche 911 GT3 Cup	16	30:39.758	2 Runden 2 Runden	143.205	1:45.429 156.185	6		

NOT CLASSIFIED

36	GB(Rookie Team Deutsche Post by Proj Richy Müller / DEU	Porsche 911 GT3 Cup	9	17:46.320	9 Runden	138.980	1:47.860 152.665	7		
10	A			Team Lechner Huber Racing Jeffrey Schmidt / CHE	Porsche 911 GT3 Cup	1	1:48.734	17 Runden	151.437	1:48.734 151.437	1		

fastest lap: 7 Müller Sven 1:43.526 =159.056 km/h

CARS # 1, 8, 15 & 20 - +10 SEC. (JUMP START); CAR # 36 - +8 SEC. (JOKER TIRES); CAR # 21 - +30 SEC. (DT)

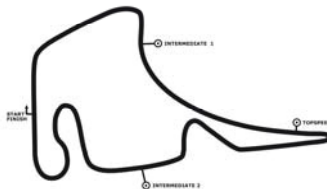
Subject to final scrutineering !

DTM Hockenheim II

Hockenheimring, length 4574 m

14. - 16.10.2016

Porsche Carrera Cup Deutschland



Result Class race 2

DMSB-Reg.No.: 295/16

POS	No	Cl.	Driver, Place	Entrant Sponsor	Laps	Time	Gap	Int	Avg Total	Best Avg
-----	----	-----	---------------	-----------------	------	------	-----	-----	-----------	----------

A-Wertung

Started: 9

Classified: 8

Not Classified: 1

1	14	A	Christian Engelhart	MRS GT-Racing	18	33:35.865			147.031	1:43.547	8
2	2	A	Nicholas Yelloly	Rookie Team Deutsche Post by P	18	33:39.070	03.205		146.798	1:44.160	10
3	17	A	Matteo Cairoli	KÜS Team 75 Bernhard	18	33:40.047	04.182		146.727	1:43.897	7
4	7	A	Sven Müller	Konrad Motorsport	18	33:44.300	08.435		146.419	1:43.526	8
5	1	A	David Kolkman	Rookie Team Deutsche Post by P	18	33:51.528	15.663		145.898	1:44.112	7
6	6	A	Nick Foster	Konrad Motorsport	18	33:54.737	18.872		145.668	1:43.868	6
7	8	A	Luca Rettenbacher	Konrad Motorsport	18	34:01.102	25.237		145.213	1:44.126	8
8	21	A	Dennis Olsen	Team Lechner Huber Racing	18	34:13.873	38.008		144.310	1:43.897	7

NOT CLASSIFIED

10 A Jeffrey Schmidt Team Lechner Huber Racing 1 1:48.734 17 Rd. 151.437 1:48.734 1

CARS # 1, 8, 15 & 20 - +10 SEC. (JUMP START); CAR # 36 - +8 SEC. (JOKER TIRES); CAR # 21 - +30 SEC. (DT)
subject to final scrutineering

B-Wertung

Started: 3

Classified: 3

Not Classified: 0

1	13	B	Wolfgang Triller	Team Huber Lechner Racing	18	33:50.929			145.941	1:44.852	7
2	9	B	Wolf Nathan	Team Huber Lechner Racing	18	34:21.801	30.872		143.755	1:44.930	6
3	15	B	Siegfried Venema	MRS GT-Racing	18	34:28.466	37.537		143.292	1:48.241	7

CARS # 1, 8, 15 & 20 - +10 SEC. (JUMP START); CAR # 36 - +8 SEC. (JOKER TIRES); CAR # 21 - +30 SEC. (DT)
subject to final scrutineering

Guest

Started: 4

Classified: 4

Not Classified: 0

1	43	G	Philip Morin	Cirkus Karlsson Racing	18	33:42.643			146.539	1:44.011	10
2	40	G	Robin Hansson	Fragus BR Motorsport	18	33:51.881	09.238		145.872	1:44.680	7
3	39	G	Pontus Fredricsson	Fragus BR Motorsport	18	33:55.072	12.429		145.644	1:45.201	7
4	20	G	Henric Skoog	PFI Racing	18	34:02.262	19.619		145.131	1:44.738	7

CARS # 1, 8, 15 & 20 - +10 SEC. (JUMP START); CAR # 36 - +8 SEC. (JOKER TIRES); CAR # 21 - +30 SEC. (DT)
subject to final scrutineering

Guest-B

Started: 6

Classified: 5

Not Classified: 1

1	95	GB	Patrick Skoog	PFI Racing	18	33:59.991			145.292	1:46.246	8
2	42	GB	Lars-Bertil Rantzow	Mtech Competition	18	34:01.070	01.079		145.216	1:44.680	9
3	45	GB	Philipp Sager	Konrad Motorsport	18	34:03.653	03.662		145.032	1:46.884	15
4	41	GB	Magnus Öhman	Mtech Competition	18	34:56.532	56.541		141.374	1:45.665	10
5	44	GB	Mats Karlsson	Cirkus Karlsson Racing	16	30:39.758	2 Rd.		143.205	1:45.429	6

NOT CLASSIFIED

36 GB Richy Müller Rookie Team Deutsche Post by P 9 17:46.320 9 Rd. 138.980 1:47.860 7

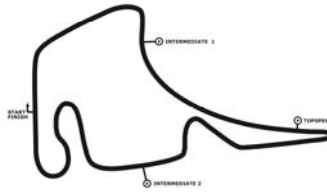
Fastest Lapttime: 42 Rantzow Lars-Bertil 1:44.680 = 157.302 km/h

DTM Hockenheim II

Hockenheimring, length 4574 m

14. - 16.10.2016

Porsche Carrera Cup Deutschland



DMSB-Reg.No.: 295/16

Result Class race 2

POS	No	Cl.	Driver, Place	Entrant Sponsor	Laps	Time	Gap	Avg Int	Avg Total	Best Avg
-----	----	-----	---------------	--------------------	------	------	-----	------------	--------------	-------------

CARS # 1, 8, 15 & 20 - +10 SEC. (JUMP START); CAR # 36 - +8 SEC. (JOKER TIRES); CAR # 21 - +30 SEC. (DT)
subject to final scrutineering

Issued:	- Clerk of the Course:	- Timekeeper:
---------	------------------------	---------------