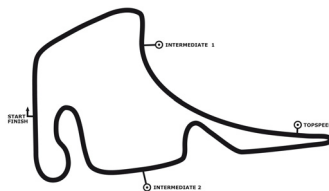


DTM Hockenheim II

Hockenheimring, length 4574 m

14. - 16.10.2016

Porsche Carrera Cup Deutschland



Result race 1, 15.10.2016

DMSB-Reg.No.: 295/16

started : 23

classified : 20

not classified : 3

Pos	No.	Cl.	R	Entrant Driver, Place	Sponsor Make	Lap	Time total	Interval GAP	Avg. Total	fastest Avg.	at Lap	Pts Cl A	Pts Cl B
1	10	A		Team Lechner Huber Racing Jeffrey Schmidt / CHE	Porsche 911 GT3 Cup	12	34:38.605		95.062	1:43.841 158.573	9		20
2	7	A		Konrad Motorsport Sven Müller / DEU	Porsche 911 GT3 Cup	12	34:39.018	00.413 00.413	95.043	1:43.798 158.639	9		18
3	14	A		MRS GT-Racing Christian Engelhart / DEU	Porsche 911 GT3 Cup	12	34:41.212	02.607 02.194	94.943	1:43.797 158.640	12		16
4	2	A	Ri	Rookie Team Deutsche Post by P Nicholas Yelloly / GBR	Porsche 911 GT3 Cup	12	34:44.224	05.619 03.012	94.806	1:44.370 157.769	9		14
5	17	A		KÜS Team 75 Bernhard Matteo Cairoli / ITA	Porsche 911 GT3 Cup	12	34:44.947	06.342 00.723	94.773	1:44.011 158.314	12		12
6	43	G(C)		Cirkus Karlsson Racing Philip Morin / SWE	Porsche 911 GT3 Cup	12	34:47.535	08.930 02.588	94.656	1:44.695 157.280	8		
7	21	A	Ri	Team Lechner Huber Racing Dennis Olsen / NOR	Porsche 911 GT3 Cup	12	34:47.964	09.359 00.429	94.636	1:44.392 157.736	10		10
8	1	A	Ri	Rookie Team Deutsche Post by P David Kolkmann / DEU	Porsche 911 GT3 Cup	12	34:48.774	10.169 00.810	94.599	1:44.504 157.567	10		9
9	8	A	Ri	Konrad Motorsport Luca Rettenbacher / AUT	Porsche 911 GT3 Cup	12	34:49.138	10.533 00.364	94.583	1:44.379 157.756	10		8
10	40	G(C)		Fragus BR Motorsport Robin Hansson / SWE	Porsche 911 GT3 Cup	12	34:51.164	12.559 02.026	94.491	1:44.852 157.044	12		
11	20	G(C)		PFI Racing Henric Skoog / SWE	Porsche 911 GT3 Cup	12	34:54.869	16.264 03.705	94.324	1:45.043 156.759	8		
12	13	B		Team Huber Lechner Racing Wolfgang Triller / DEU	Porsche 911 GT3 Cup	12	35:01.875	23.270 07.006	94.010	1:45.545 156.013	11		20
13	42	GB		Mtech Competition Lars-Bertil Rantzow / SWE	Porsche 911 GT3 Cup	12	35:02.428	23.823 00.553	93.985	1:45.569 155.978	11		
14	39	G(C)		Fragus BR Motorsport Pontus Fredricsson / SWE	Porsche 911 GT3 Cup	12	35:11.252	32.647 08.824	93.592	1:46.071 155.239	6		
15	44	GB		Cirkus Karlsson Racing Mats Karlsson / SWE	Porsche 911 GT3 Cup	12	35:14.510	35.905 03.258	93.448	1:46.083 155.222	10		
16	95	GB		PFI Racing Patrick Skoog / SWE	Porsche 911 GT3 Cup	12	35:18.287	39.682 03.777	93.281	1:46.295 154.912	6		
17	41	GB		Mtech Competition Magnus Öhman / SWE	Porsche 911 GT3 Cup	12	35:20.532	41.927 02.245	93.183	1:46.431 154.714	11		
18	45	GB		Konrad Motorsport Philipp Sager / AUT	Porsche 911 GT3 Cup	12	35:32.039	53.434 11.507	92.680	1:46.644 154.405	8		
19	36	GB		Rookie Team Deutsche Post by P Richy Müller / DEU	Porsche 911 GT3 Cup	12	35:43.696	1:05.091 11.657	92.176	1:48.225 152.150	5		
20	15	B		MRS GT-Racing Siegfried Venema / DEU	Porsche 911 GT3 Cup	12	36:00.231	1:21.626 16.535	91.470	1:50.240 149.369	7		18

NOT CLASSIFIED

18	A	Ri		KÜS Team 75 Bernhard Marek Böckmann / DEU	Porsche 911 GT3 Cup	0	00.000	12 Runden	0.000	00.000 0.000			
9	B			Team Huber Lechner Racing Wolf Nathan / NLD	Porsche 911 GT3 Cup	0	00.000	12 Runden	0.000	00.000 0.000			

NON CLASSIFICATION

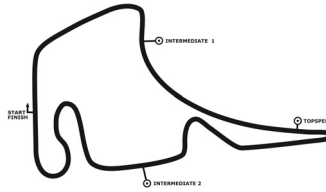
6	A			Konrad Motorsport Nick Foster / AUS	Porsche 911 GT3 Cup	12	35:07.357	28.752	93.765	1:44.523 157.539	11		
---	---	--	--	--	---------------------	----	-----------	--------	--------	---------------------	----	--	--

DTM Hockenheim II

Hockenheimring, length 4574 m

14. - 16.10.2016

Porsche Carrera Cup Deutschland



Result race 1, 15.10.2016

DMSB-Reg.No.: 295/16

started : 23

classified : 20

not classified : 3

Pos	No.	Cl.	R	Entrant Driver, Place	Sponsor Make	Lap	Time total	Interval GAP	Avg. Total	fastest Avg.	at Lap	Pts Cl A	Pts Cl B
-----	-----	-----	---	--------------------------	-----------------	-----	------------	-----------------	---------------	-----------------	-----------	-------------	-------------

fastest lap: 14 Engelhart Christian 1:43.797 =158.640 km/h

CAR # 6 - NON CLASSIFICATION - IGNORING DRIVE THROUGH PENALTY

Subject to final scrutineering !

Issued:

Clerk of the Course:

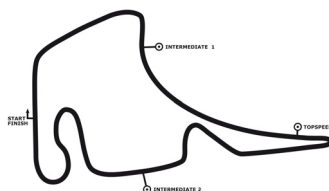
Timekeeper:

DTM Hockenheim II

Hockenheimring, length 4574 m

14. - 16.10.2016

Porsche Carrera Cup Deutschland



Result Class race 1

DMSB-Reg.No.: 295/16

POS	No	Cl.	Driver, Place	Entrant Sponsor	Laps	Time	Gap	Int	Avg Total	Best Avg
-----	----	-----	---------------	-----------------	------	------	-----	-----	-----------	----------

A-Wertung

Started: 10

Classified: 8

Not Classified: 2

1	10	A	Jeffrey Schmidt	Team Lechner Huber Racing	12	34:38.605			95.062	1:43.841	9
2	7	A	Sven Müller	Konrad Motorsport	12	34:39.018	00.413		95.043	1:43.798	9
3	14	A	Christian Engelhart	MRS GT-Racing	12	34:41.212	02.607		94.943	1:43.797	12
4	2	A	Nicholas Yelloly	Rookie Team Deutsche Post b	12	34:44.224	05.619		94.806	1:44.370	9
5	17	A	Matteo Cairoli	KÜS Team 75 Bernhard	12	34:44.947	06.342		94.773	1:44.011	12
6	21	A	Dennis Olsen	Team Lechner Huber Racing	12	34:47.964	09.359		94.636	1:44.392	10
7	1	A	David Kolkmann	Rookie Team Deutsche Post b	12	34:48.774	10.169		94.599	1:44.504	10
8	8	A	Luca Rettenbacher	Konrad Motorsport	12	34:49.138	10.533		94.583	1:44.379	10

NOT CLASSIFIED

18	A	Marek Böckmann	KÜS Team 75 Bernhard	0	00.000	12 Rd.	0.000	00.000
----	---	----------------	----------------------	---	--------	--------	-------	--------

NON CLASSIFICATION

6	A	Nick Foster	Konrad Motorsport	12	35:07.357	28.752	93.765	1:44.523	11
---	---	-------------	-------------------	----	-----------	--------	--------	----------	----

CAR # 6 - NON CLASSIFICATION - IGNORING DRIVE THROUGH PENALTY

subject to final scrutineering

B-Wertung

Started: 3

Classified: 2

Not Classified: 1

1	13	B	Wolfgang Triller	Team Huber Lechner Racing	12	35:01.875			94.010	1:45.545	11
2	15	B	Siegfried Venema	MRS GT-Racing	12	36:00.231	58.356		91.470	1:50.240	7

NOT CLASSIFIED

9	B	Wolf Nathan	Team Huber Lechner Racing	0	00.000	12 Rd.	0.000	00.000
---	---	-------------	---------------------------	---	--------	--------	-------	--------

CAR # 6 - NON CLASSIFICATION - IGNORING DRIVE THROUGH PENALTY

subject to final scrutineering

Guest

Started: 4

Classified: 4

Not Classified: 0

1	43	G	Philip Morin	Cirkus Karlsson Racing	12	34:47.535			94.656	1:44.695	8
2	40	G	Robin Hansson	Fragus BR Motorsport	12	34:51.164	03.629		94.491	1:44.852	12
3	20	G	Henric Skoog	PFI Racing	12	34:54.869	07.334		94.324	1:45.043	8
4	39	G	Pontus Fredricsson	Fragus BR Motorsport	12	35:11.252	23.717		93.592	1:46.071	6

CAR # 6 - NON CLASSIFICATION - IGNORING DRIVE THROUGH PENALTY

subject to final scrutineering

Guest-B

Started: 6

Classified: 6

Not Classified: 0

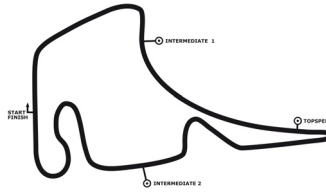
1	42	GB	Lars-Bertil Rantzow	Mtech Competition	12	35:02.428			93.985	1:45.569	11
2	44	GB	Mats Karlsson	Cirkus Karlsson Racing	12	35:14.510	12.082		93.448	1:46.083	10
3	95	GB	Patrick Skoog	PFI Racing	12	35:18.287	15.859		93.281	1:46.295	6
4	41	GB	Magnus Öhman	Mtech Competition	12	35:20.532	18.104		93.183	1:46.431	11

DTM Hockenheim II

Hockenheimring, length 4574 m

14. - 16.10.2016

Porsche Carrera Cup Deutschland



Result Class race 1

DMSB-Reg.No.: 295/16

POS	No	Cl.	Driver, Place	Entrant Sponsor	Laps	Time	Gap	Int	Avg Total	Best Avg
5	45	GB	Philipp Sager	Konrad Motorsport	12	35:32.039	29.611	92.680	1:46.644	8
6	36	GB	Richy Müller	Rookie Team Deutsche Post b	12	35:43.696	41.268	92.176	1:48.225	5

Fastest Lapttime: 42 Rantzow Lars-Bertil 1:45.569 = 155.978 km/h

CAR # 6 - NON CLASSIFICATION - IGNORING DRIVE THROUGH PENALTY

subject to final scrutineering

Issued: - Clerk of the Course: - Timekeeper: